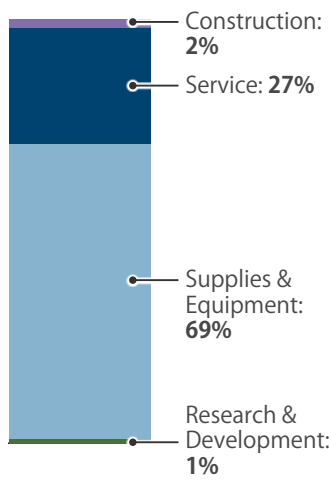
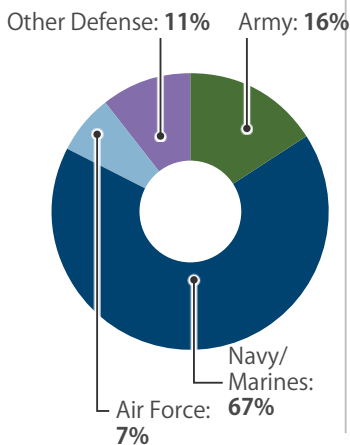


## CONTRACTS

### By Type



### By Service

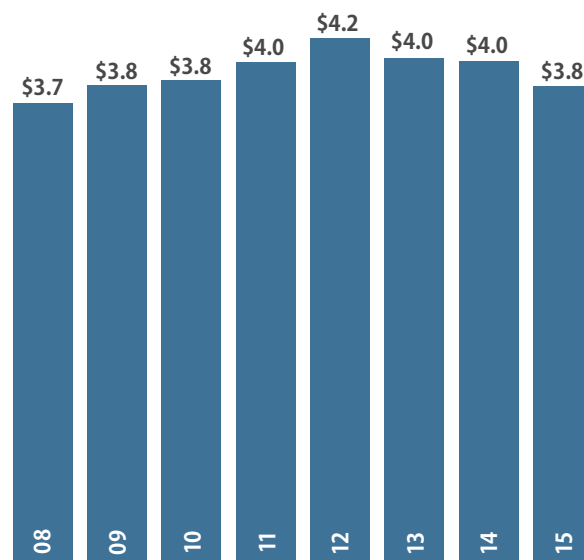


### Top Contractors

(M=millions B=billions)

Huntington Ingalls	\$2.0 B
L-3 Communications	\$618.4 M
Northrop Grumman	\$383.5 M
Lockheed Martin	\$63.0 M
Computer Sciences Corporation	\$41.3 M
European Aeronautic Defence & Space Co.	\$32.8 M
Golden Manufacturing	\$32.5 M
Eaton	\$27.4 M
Government of the United States	\$24.5 M
United States Marine, Inc.	\$23.2 M

### Value of Contract Awards Performed (Billions)



**\$5.2 BILLION**  
SPENT IN STATE

**#24**  
IN NATION

**4.9%**  
OF STATE GDP

**#7**  
IN NATION

**% OF TOTAL U.S.**  
DEFENSE SPENDING

**1.3%**

**PER RESIDENT**  
SPENDING

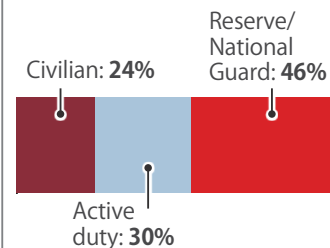
**\$1,754**

### DEFENSE PERSONNEL

**\$1.5 Billion**  
TOTAL PAYROLL

**37,006**  
TOTAL PERSONNEL

### Allocation, By Type

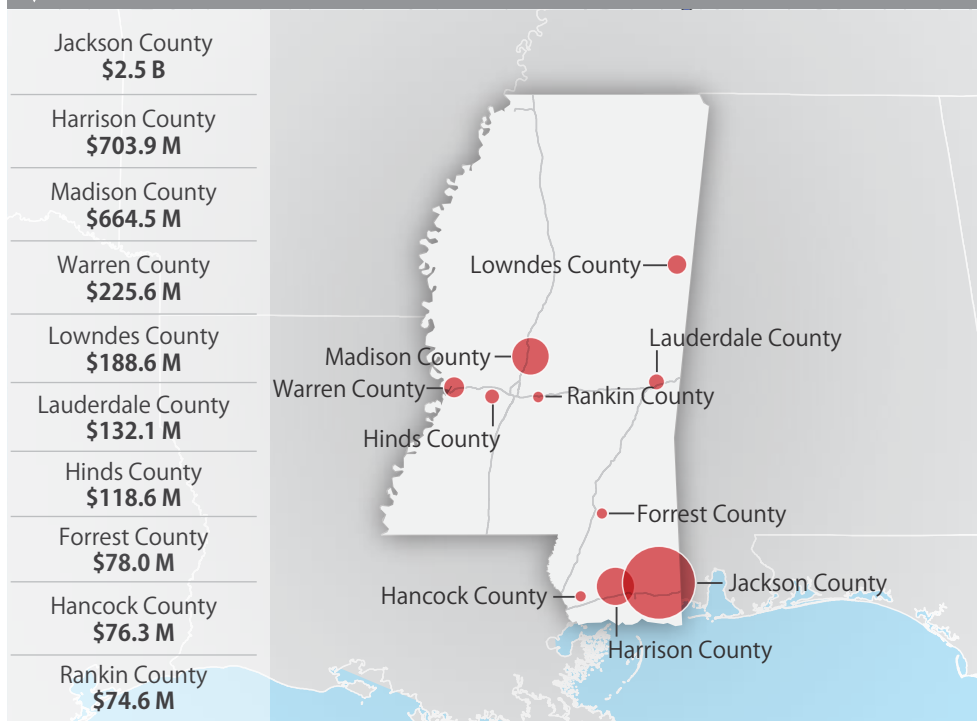


### Top Personnel Locations

- Harrison County**  
10,863
- Lauderdale County**  
2,942
- Rankin County**  
2,343
- Hinds County**  
2,112
- Jackson County**  
2,096
- Lowndes County**  
1,980
- Forrest County**  
1,761
- Madison County**  
1,318
- Calhoun County**  
944
- De Soto County**  
624

### TOP DEFENSE SPENDING LOCATIONS

(M=millions B=billions)



**MISSISSIPPI**