

#26
IN NATION

\$4.3 BILLION
SPENT IN STATE

#33
IN NATION

1.3%
OF STATE GDP

1.1%

% OF TOTAL U.S.
DEFENSE SPENDING

\$781

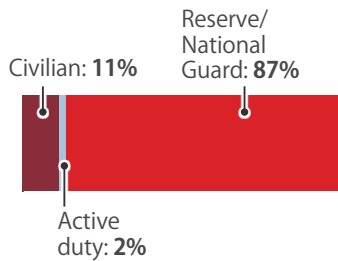
PER RESIDENT
SPENDING

DEFENSE PERSONNEL

\$498.5 Million
TOTAL PAYROLL

21,823
TOTAL PERSONNEL

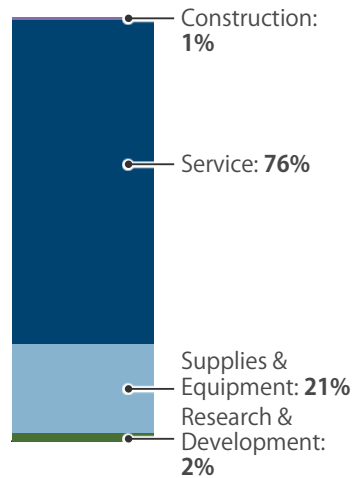
Allocation, By Type



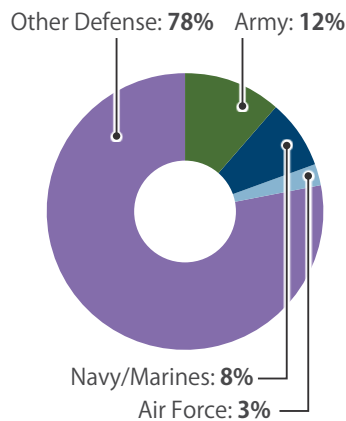
Top Personnel Locations

1	Ramsey County	3,893
2	Dakota County	3,175
3	Washington County	2,638
4	Hennepin County	2,001
5	St. Louis County	1,819
6	Stearns County	1,446
7	Anoka County	718
8	Le Sueur County	511
9	Carlton County	409
10	Douglas County	403

By Type



By Service

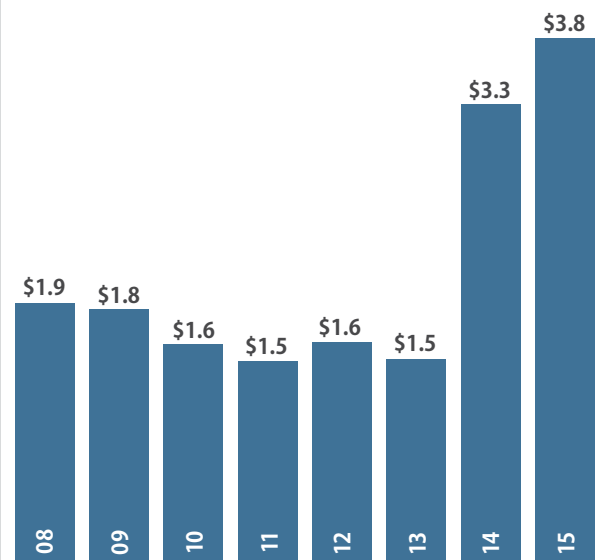


Top Contractors

(M=millions B=billions)

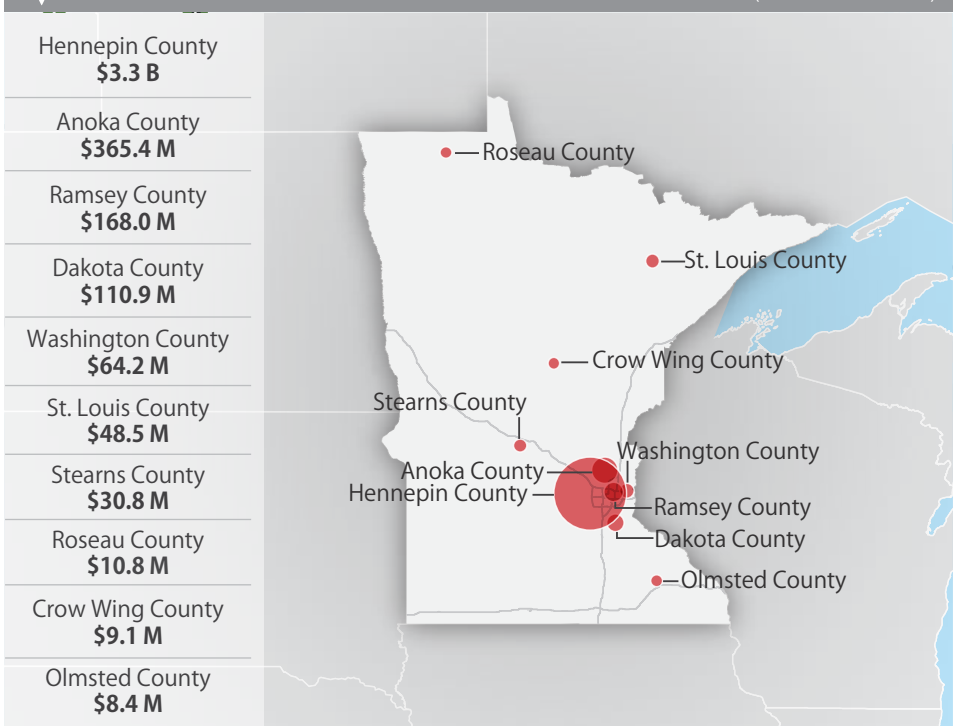
UnitedHealth Group	\$2.8 B
Alliant Techsystems	\$239.7 M
BAE Systems	\$156.0 M
Cummins	\$140.5 M
General Dynamics	\$76.4 M
Honeywell	\$20.0 M
Polaris Industries	\$15.6 M
Medtronic	\$13.4 M
3M	\$12.3 M
Altron	\$11.8 M

Value of Contract Awards Performed (Billions)



TOP DEFENSE SPENDING LOCATIONS

(M=millions B=billions)



MINNESOTA