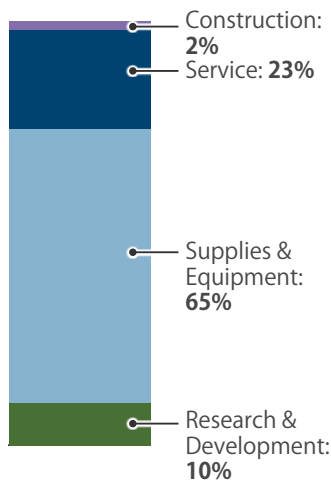
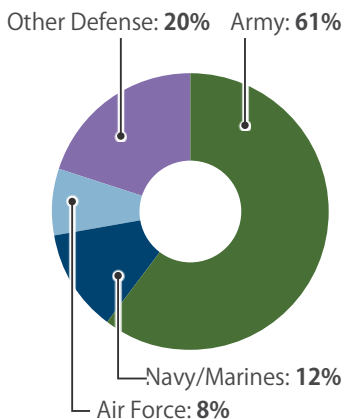


## CONTRACTS

### By Type



### By Service

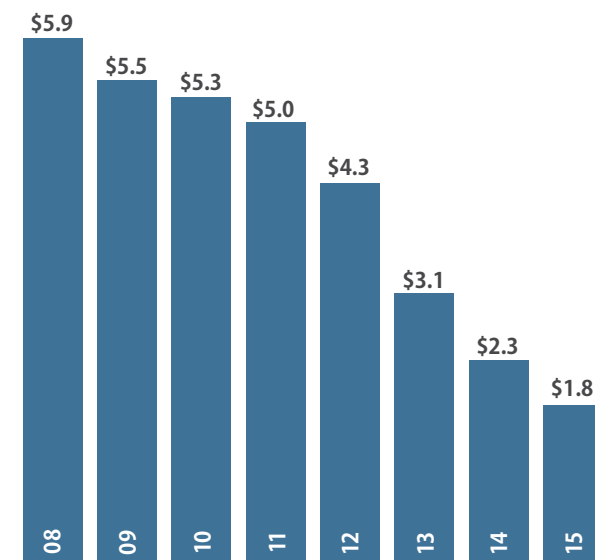


### Top Contractors

(M=millions)

General Dynamics	\$332.4 M
Amphenol Corporation	\$70.2 M
Avon Rubber	\$69.2 M
Interpublic Group of Companies	\$66.1 M
Peckham	\$64.1 M
L-3 Communications	\$51.0 M
AAR	\$50.9 M
Loc Performance Products	\$49.8 M
BAE Systems	\$46.4 M
General Electric	\$35.2 M

### Value of Contract Awards Performed (Billions)



**\$2.9 BILLION**  
SPENT IN STATE

**#33**  
IN NATION

**0.6%**  
OF STATE GDP

**#49**  
IN NATION

**% OF TOTAL U.S.**  
DEFENSE SPENDING

**0.7%**

**PER RESIDENT**  
SPENDING

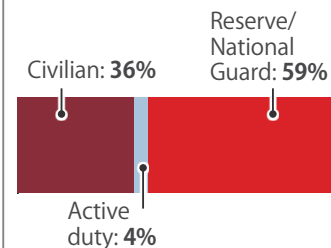
**\$295**

### DEFENSE PERSONNEL

**\$1.1 Billion**  
TOTAL PAYROLL

**25,689**  
TOTAL PERSONNEL

### Allocation, By Type



### Top Personnel Locations

1	Macomb County	5,871
2	Oakland County	3,804
3	Wayne County	1,911
4	Ingham County	1,776
5	Kalamazoo County	1,485
6	Kent County	1,400
7	St. Clair County	1,002
8	Calhoun County	827
9	Jackson County	563
10	Eaton County	529

**MICHIGAN**

### TOP DEFENSE SPENDING LOCATIONS

(M=millions)

