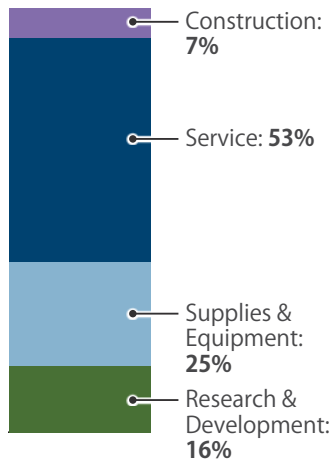
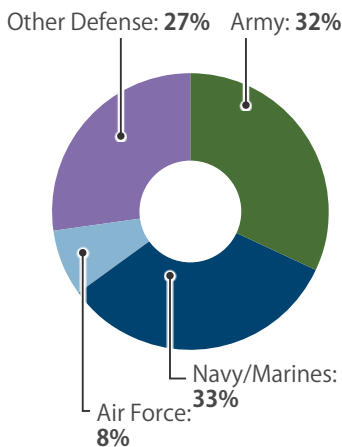


## CONTRACTS

### By Type



### By Service

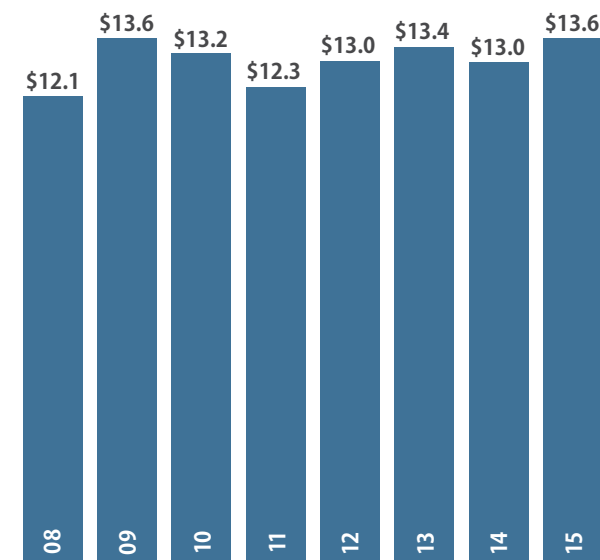


### Top Contractors

(M=millions B=billions)

Lockheed Martin	\$1.5 B
Johns Hopkins University	\$623.6 M
BAE Systems	\$564.3 M
Huntington Ingalls	\$495.8 M
Wyman Park Medical Center	\$381.5 M
Textron	\$360.8 M
Hensel Phelps/Kiewit, JV	\$326.5 M
CACI	\$277.5 M
Cerberus Capital Management	\$219.7 M
Northrop Grumman	\$218.8 M

### Value of Contract Awards Performed (Billions)



**\$20.5 BILLION**  
SPENT IN STATE

**#4**  
IN NATION

**5.7%**  
OF STATE GDP

**#5**  
IN NATION

**% OF TOTAL U.S.**  
DEFENSE SPENDING

**5.0%**

**PER RESIDENT**  
SPENDING

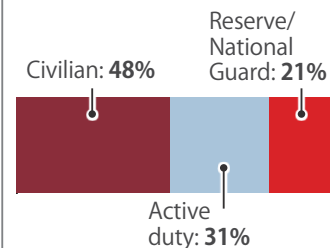
**\$3,420**

### DEFENSE PERSONNEL

**\$6.9 Billion**  
TOTAL PAYROLL

**93,183**  
TOTAL PERSONNEL

### Allocation, By Type



### Top Personnel Locations

1	Prince George's County	20,240
2	Anne Arundel County	18,345
3	Montgomery County	8,827
4	Charles County	5,904
5	Howard County	5,678
6	St. Mary's County	5,249
7	Harford County	4,659
8	Baltimore County	4,430
9	Calvert County	4,319
10	Frederick County	2,596

**MARYLAND**

### TOP DEFENSE SPENDING LOCATIONS

(M=millions B=billions)

