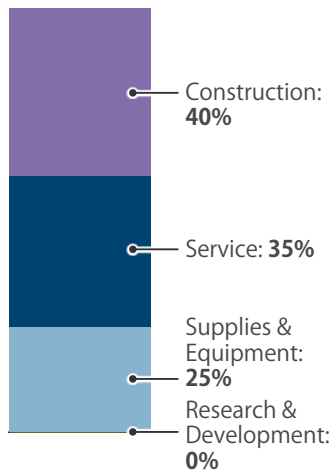
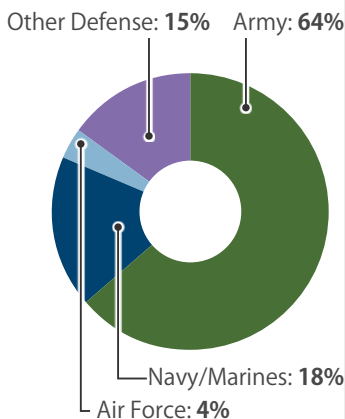


CONTRACTS

By Type



By Service

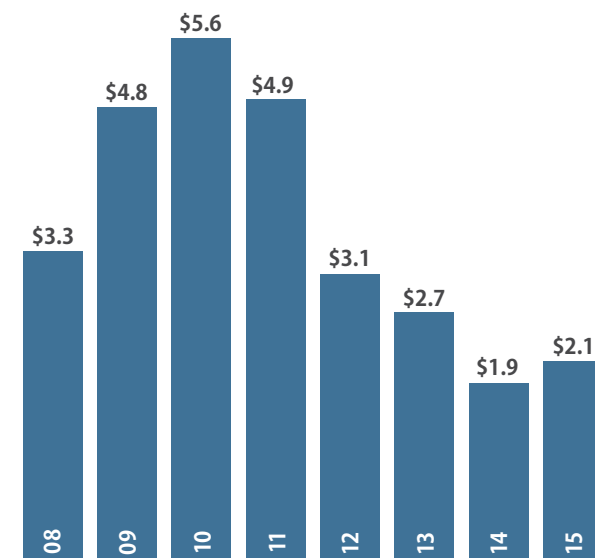


Top Contractors

(M=millions)

PCCP Constructors, JV	\$174.7 M
Hornbeck Offshore Services	\$118.8 M
Placid Refining Company	\$117.2 M
Textron	\$100.0 M
Weeks Marine	\$94.8 M
Boh Bros. Construction	\$72.9 M
Cubic Corporation	\$63.9 M
American Water Works	\$46.3 M
Renda/J Bros., JV	\$36.3 M
Huntington Ingalls	\$35.5 M

Value of Contract Awards Performed (Billions)



\$3.8 BILLION
SPENT IN STATE

#28
IN NATION

1.5%
OF STATE GDP

#30
IN NATION

% OF TOTAL U.S.
DEFENSE SPENDING

0.9%

PER RESIDENT
SPENDING

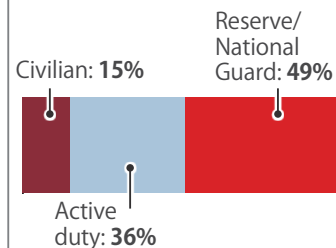
\$805

DEFENSE PERSONNEL

\$1.6 Billion
TOTAL PAYROLL

41,250
TOTAL PERSONNEL

Allocation, By Type



Top Personnel Locations

1	Orleans Parish	10,044
2	Vernon Parish	8,320
3	Bossier Parish	6,548
4	Caddo Parish	3,143
5	Rapides Parish	2,103
6	East Baton Rouge Parish	1,452
7	Jefferson Parish	1,320
8	St. Tammany Parish	1,078
9	Lafayette Parish	907
10	Ouachita Parish	684

LOUISIANA

TOP DEFENSE SPENDING LOCATIONS

(M=millions)

