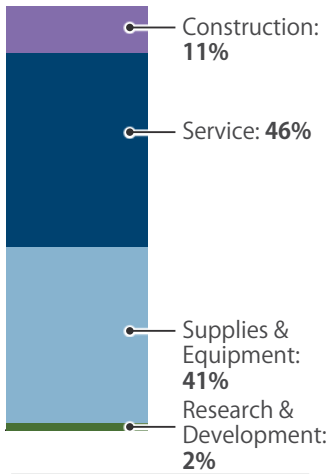
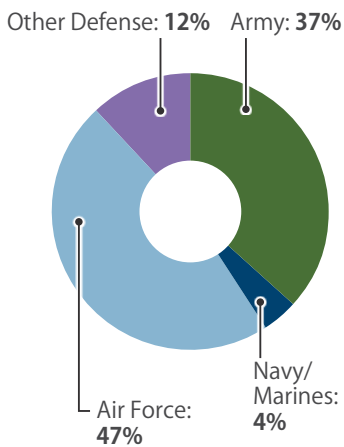


CONTRACTS

By Type



By Service

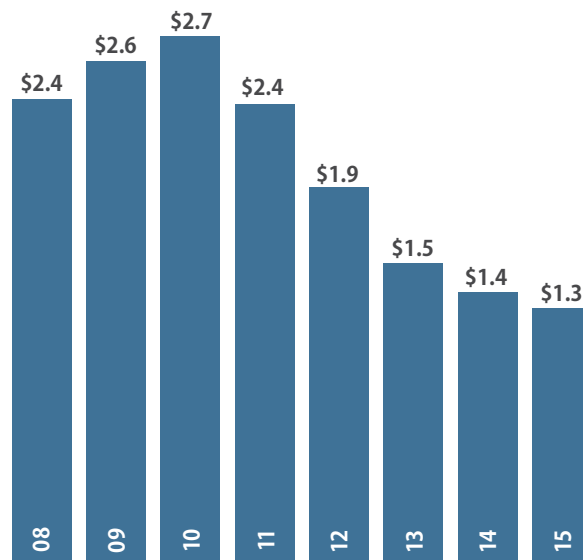


Top Contractors

(M=millions)

Boeing	\$306.2 M
Raytheon	\$152.4 M
Hawker Beechcraft	\$77.2 M
Textron	\$70.2 M
Huntington Ingalls	\$61.0 M
Leading Technology Composites	\$47.2 M
General Electric	\$17.7 M
Booz Allen Hamilton	\$14.3 M
Zieson Construction	\$13.5 M
Snodgrass Sons Construction	\$13.4 M

Value of Contract Awards Performed (Billions)



\$3.3 BILLION
SPENT IN STATE

#29
IN NATION

2.3%
OF STATE GDP

#22
IN NATION

% OF TOTAL U.S.
DEFENSE SPENDING

0.8%

PER RESIDENT
SPENDING

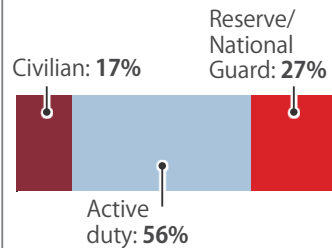
\$1,139

DEFENSE PERSONNEL

\$2.0 Billion
TOTAL PAYROLL

41,152
TOTAL PERSONNEL

Allocation, By Type



Top Personnel Locations

1	Geary County	18,031
2	Sedgwick County	7,155
3	Leavenworth County	4,649
4	Shawnee County	3,139
5	Johnson County	1,494
6	Douglas County	875
7	Wyandotte County	670
8	Riley County	596
9	Jackson County	384
10	Brown County	334

KANSAS

TOP DEFENSE SPENDING LOCATIONS

(M=millions B=billions)

