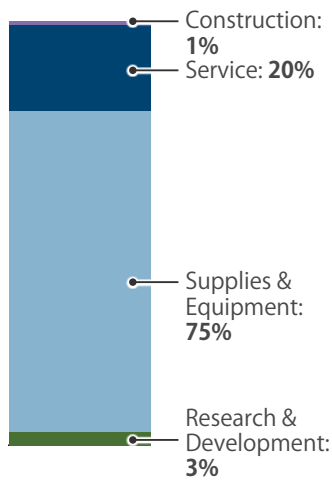
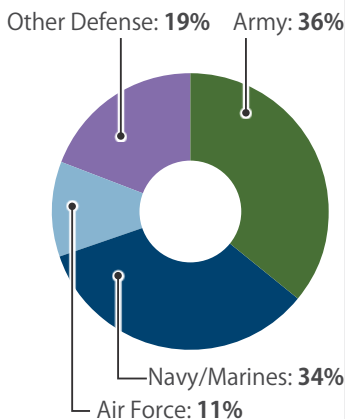


CONTRACTS

By Type



By Service

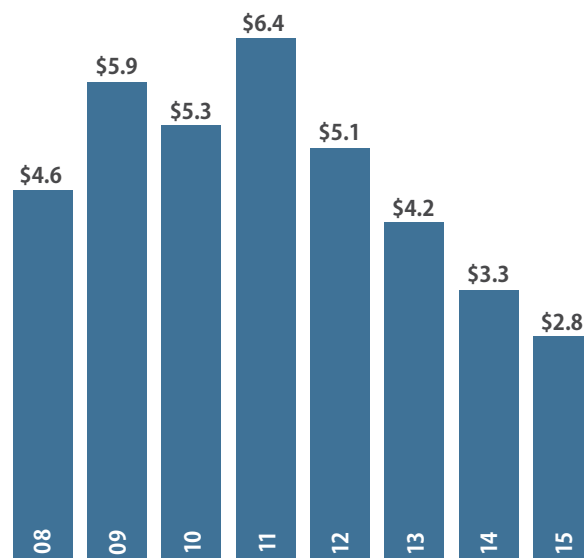


Top Contractors

(M=millions)

MacAndrews & Forbes Holdings	\$696.7 M
Rolls-Royce	\$512.3 M
Raytheon	\$312.2 M
Sonobuoy TechSystems	\$155.9 M
AmeriQual Foods	\$112.4 M
Petroleum Traders Corporation	\$66.5 M
ITT	\$66.0 M
Leidos	\$58.0 M
Calumet Shreveport Fuels	\$51.7 M
Allison Transmission	\$39.8 M

Value of Contract Awards Performed (Billions)



\$3.9 BILLION
SPENT IN STATE

#27
IN NATION

1.2%
OF STATE GDP

#34
IN NATION

% OF TOTAL U.S.
DEFENSE SPENDING

1.0%

PER RESIDENT
SPENDING

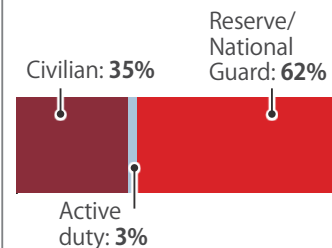
\$592

DEFENSE PERSONNEL

\$1.2 Billion
TOTAL PAYROLL

31,376
TOTAL PERSONNEL

Allocation, By Type



Top Personnel Locations

1	Marion County	8,260
2	Allen County	2,272
3	Johnson County	2,261
4	Vigo County	1,353
5	Dubois County	1,269
6	Knox County	1,156
7	Miami County	1,072
8	St. Joseph County	1,053
9	Lake County	845
10	Tippecanoe County	771

INDIANA

TOP DEFENSE SPENDING LOCATIONS

(M=millions B=billions)

