

**#19**  
IN NATION

**\$7.0 BILLION**  
SPENT IN STATE

**#43**  
IN NATION

**0.9%**  
OF STATE GDP

**1.7%**

**% OF TOTAL U.S.**  
DEFENSE SPENDING

**\$545**

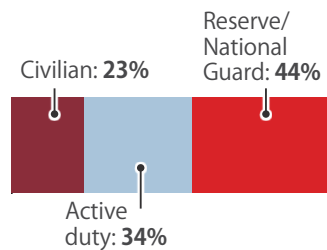
**PER RESIDENT**  
SPENDING

## DEFENSE PERSONNEL

**\$2.2 Billion**  
TOTAL PAYROLL

**57,078**  
TOTAL PERSONNEL

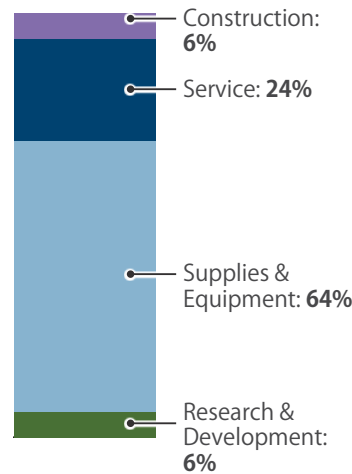
### Allocation, By Type



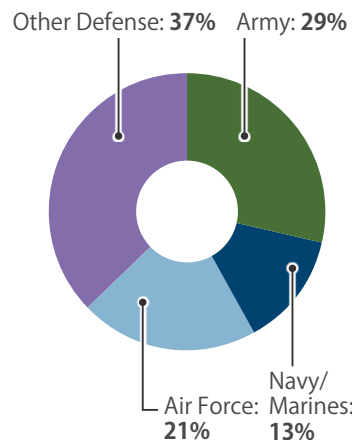
### Top Personnel Locations

1	Lake County	19,942
2	St. Clair County	9,537
3	Rock Island County	3,847
4	Cook County	3,752
5	Sangamon County	3,025
6	Peoria County	2,153
7	Madison County	1,432
8	Du Page County	1,369
9	Will County	1,255
10	Henry County	719

### By Type



### By Service

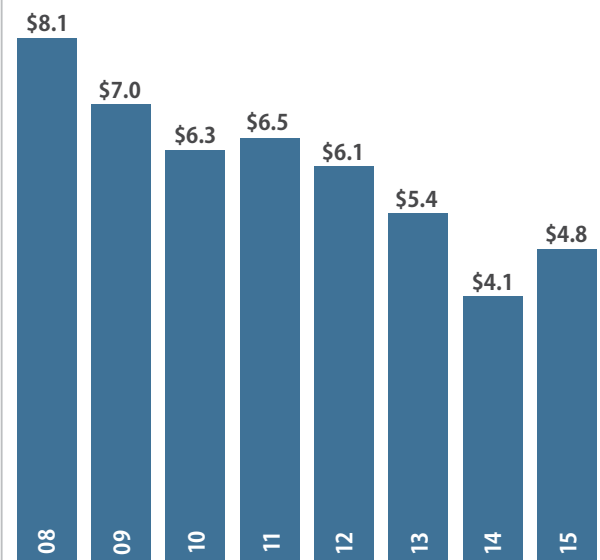


### Top Contractors

(M=millions)

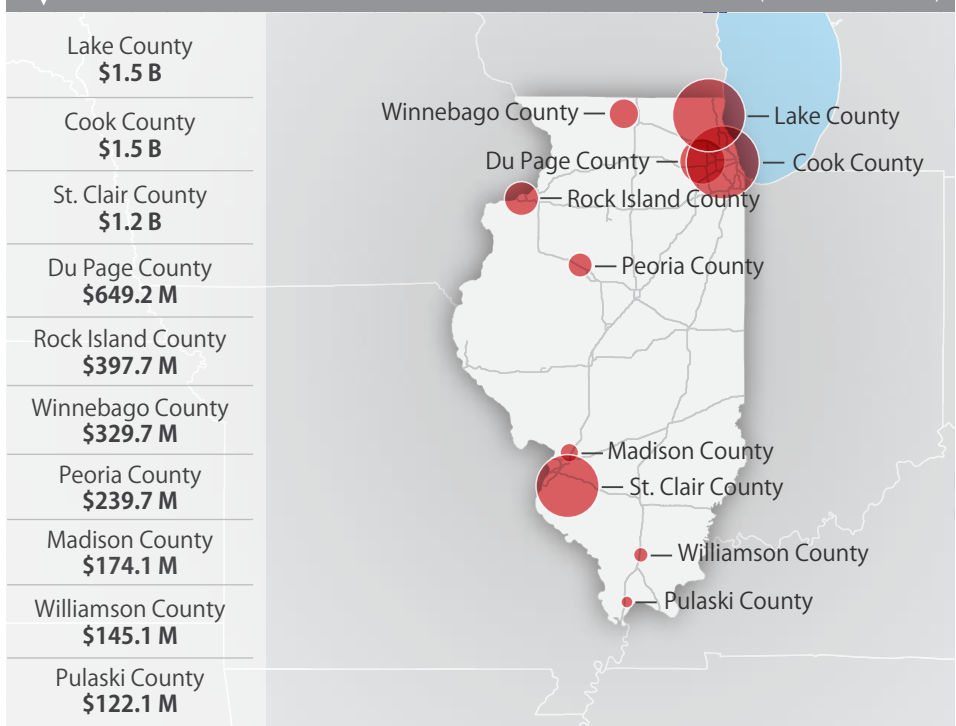
Huntington Ingalls	\$624.6 M
Cardinal Health	\$429.8 M
Navistar International	\$294.6 M
CDW Government	\$228.3 M
SupplyCore	\$212.5 M
Alion Science and Technology	\$204.7 M
Caterpillar	\$175.3 M
General Dynamics	\$135.6 M
Washington Group	\$114.0 M
DMS Pharmaceutical	\$108.9 M

### Value of Contract Awards Performed (Billions)



### TOP DEFENSE SPENDING LOCATIONS

(M=millions B=billions)



ILLINOIS