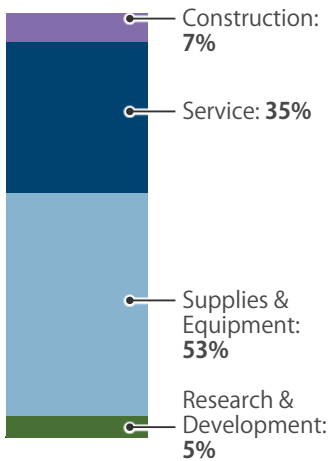
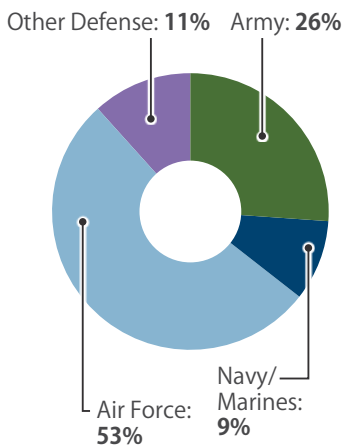


CONTRACTS

By Type



By Service

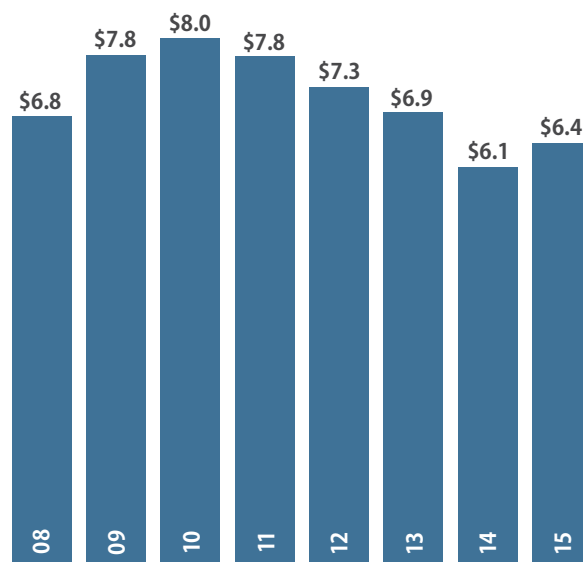


Top Contractors

(M=millions B=billions)

Lockheed Martin	\$2.6 B
Georgia Tech Applied Research Corporation	\$288.4 M
Meggitt	\$248.6 M
General Dynamics	\$151.4 M
Northrop Grumman	\$103.9 M
Scientific Research Corporation	\$88.9 M
WPP	\$85.5 M
Tiya Support Services	\$64.7 M
State of Georgia	\$63.3 M
Caddell Construction	\$48.4 M

Value of Contract Awards Performed (Billions)



\$12.6 BILLION
SPENT IN STATE

2.6%
OF STATE GDP

% OF TOTAL U.S.
DEFENSE SPENDING

PER RESIDENT
SPENDING

#7
IN NATION

#20
IN NATION

3.1%

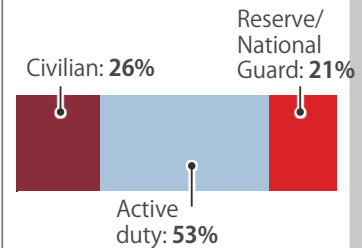
\$1,238

DEFENSE PERSONNEL

\$6.2 Billion
TOTAL PAYROLL

129,463
TOTAL PERSONNEL

Allocation, By Type



Top Personnel Locations

- Muscogee County**
27,959
- Richmond County**
14,847
- Liberty County**
13,285
- Chatham County**
9,916
- Houston County**
9,860
- Lowndes County**
4,266
- Gwinnett County**
3,199
- Camden County**
2,941
- De Kalb County**
2,880
- Cobb County**
2,356

TOP DEFENSE SPENDING LOCATIONS

(M=millions B=billions)

