

#5
IN NATION

\$17.6 BILLION
SPENT IN STATE

#25
IN NATION

2.0%
OF STATE GDP

4.3%
% OF TOTAL U.S.
DEFENSE SPENDING

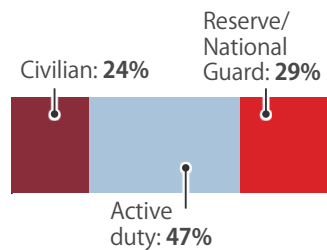
\$866
PER RESIDENT
SPENDING

DEFENSE PERSONNEL

\$6.6 Billion
TOTAL PAYROLL

126,292
TOTAL PERSONNEL

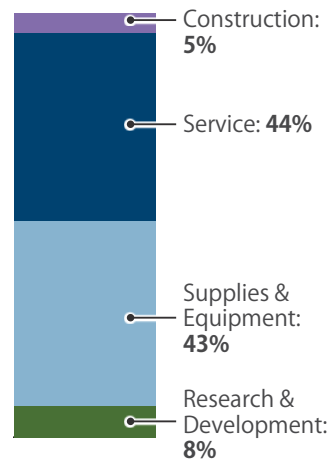
Allocation, By Type



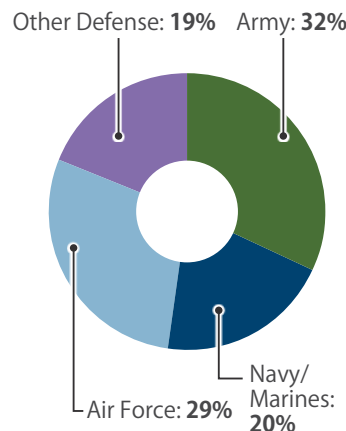
Top Personnel Locations

1	Duval County	20,180
2	Escambia County	19,900
3	Okaloosa County	14,048
4	Hillsborough County	12,509
5	Santa Rosa County	7,466
6	Bay County	6,448
7	Orange County	5,962
8	Brevard County	5,103
9	Miami-Dade County	4,366
10	Broward County	3,007

By Type



By Service

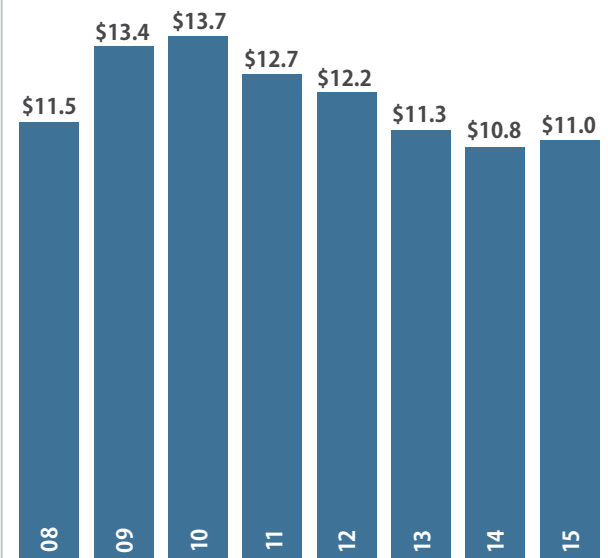


Top Contractors

(M=millions B=billions)

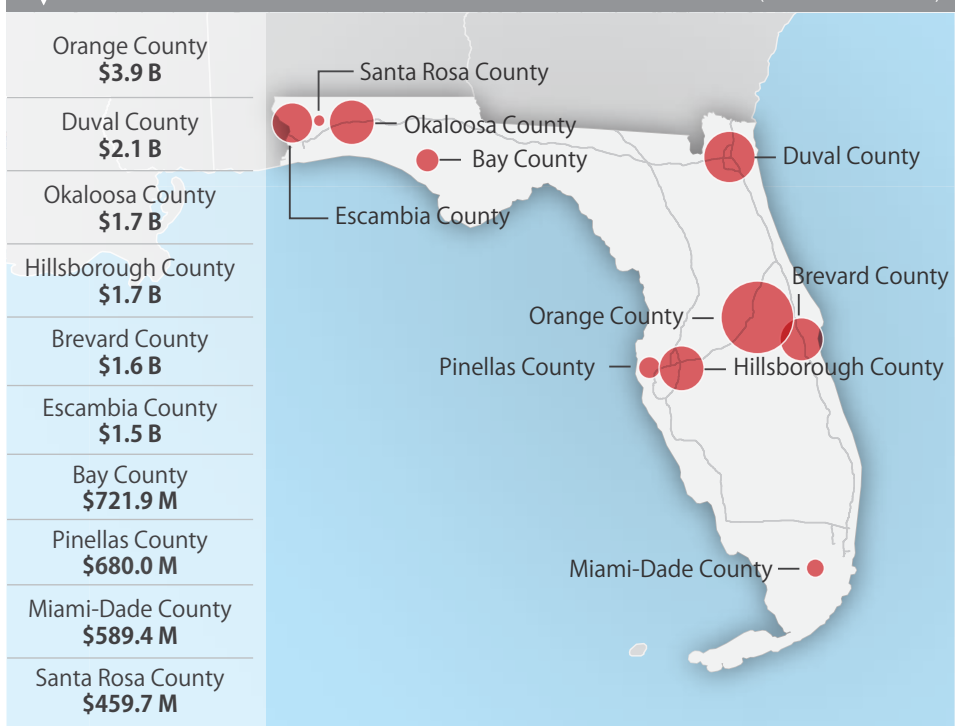
Lockheed Martin	\$2.5 B
Raytheon	\$576.1 M
General Dynamics	\$526.6 M
Huntington Ingalls	\$507.5 M
Harris	\$225.1 M
Jacobs Engineering Group	\$195.2 M
Honeywell	\$178.0 M
Hellfire Systems	\$160.9 M
Indyne	\$142.7 M
Finmeccanica	\$140.2 M

Value of Contract Awards Performed (Billions)



TOP DEFENSE SPENDING LOCATIONS

(M=millions B=billions)



FLORIDA