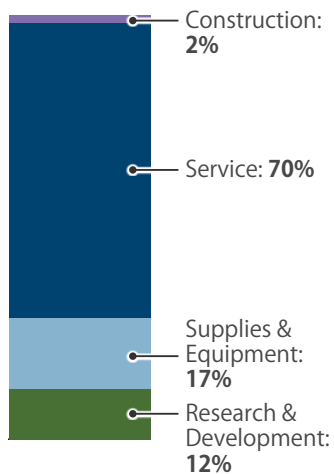
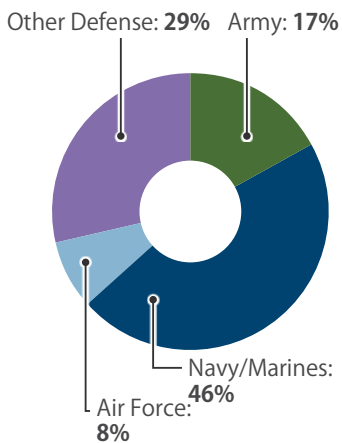


CONTRACTS

By Type



By Service

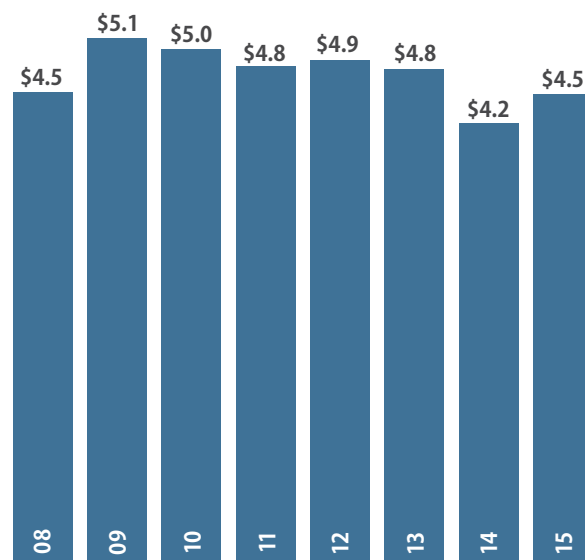


Top Contractors

(M=millions)

United States Department of Energy	\$397.6 M
Alion Science and Technology	\$303.2 M
Rand Corporation	\$263.2 M
Raytheon	\$164.6 M
Booz Allen Hamilton	\$150.2 M
Computer Sciences Corporation	\$140.1 M
Government of the United States	\$130.5 M
ViON	\$113.1 M
DEI	\$75.0 M
General Dynamics	\$73.3 M

Value of Contract Awards Performed (Billions)



\$6.8 BILLION
SPENT IN THE DISTRICT

#21
IN NATION

5.7%
OF DISTRICT GDP

#6
IN NATION

% OF TOTAL U.S.
DEFENSE SPENDING

1.7%

PER RESIDENT
SPENDING

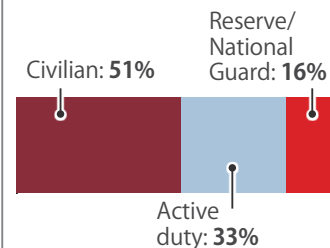
\$10,134

DEFENSE PERSONNEL

\$2.3 Billion
TOTAL PAYROLL

25,550
TOTAL PERSONNEL

Allocation, By Type



Top Personnel Location

District of Columbia
25,550

TOP DEFENSE SPENDING LOCATION

(B=billions)

District of Columbia
\$6.8 B

District of Columbia

DISTRICT OF COLUMBIA