

#40
IN NATION

\$1.4 BILLION
SPENT IN STATE

#35
IN NATION

1.2%
OF STATE GDP

0.4%

% OF TOTAL U.S.
DEFENSE SPENDING

\$483

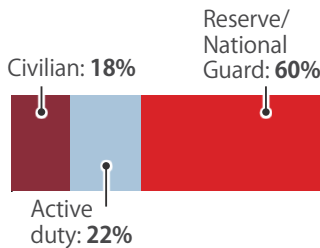
PER RESIDENT
SPENDING

DEFENSE PERSONNEL

\$695.6 Million
TOTAL PAYROLL

20,229
TOTAL PERSONNEL

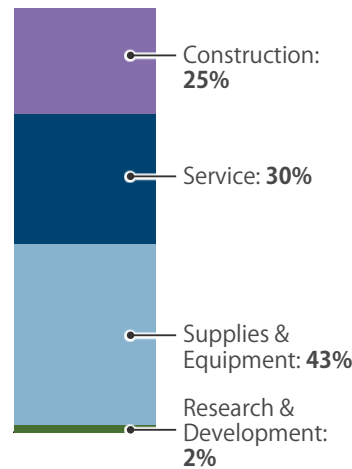
Allocation, By Type



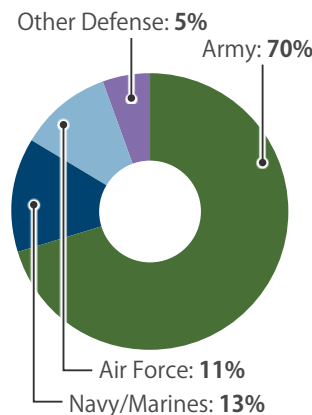
Top Personnel Locations

1	Pulaski County 7,576
2	Lonoke County 3,058
3	Sebastian County 1,269
4	Benton County 913
5	Faulkner County 774
6	White County 611
7	Jefferson County 545
8	Greene County 526
9	Franklin County 317
10	Pope County 283

By Type



By Service

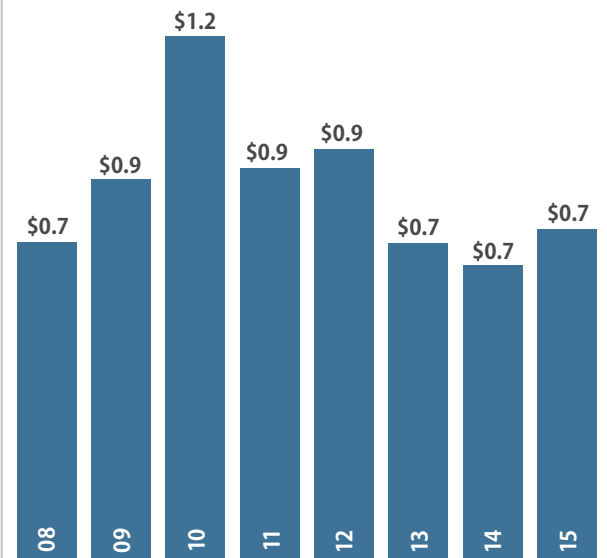


Top Contractors

(M=millions)

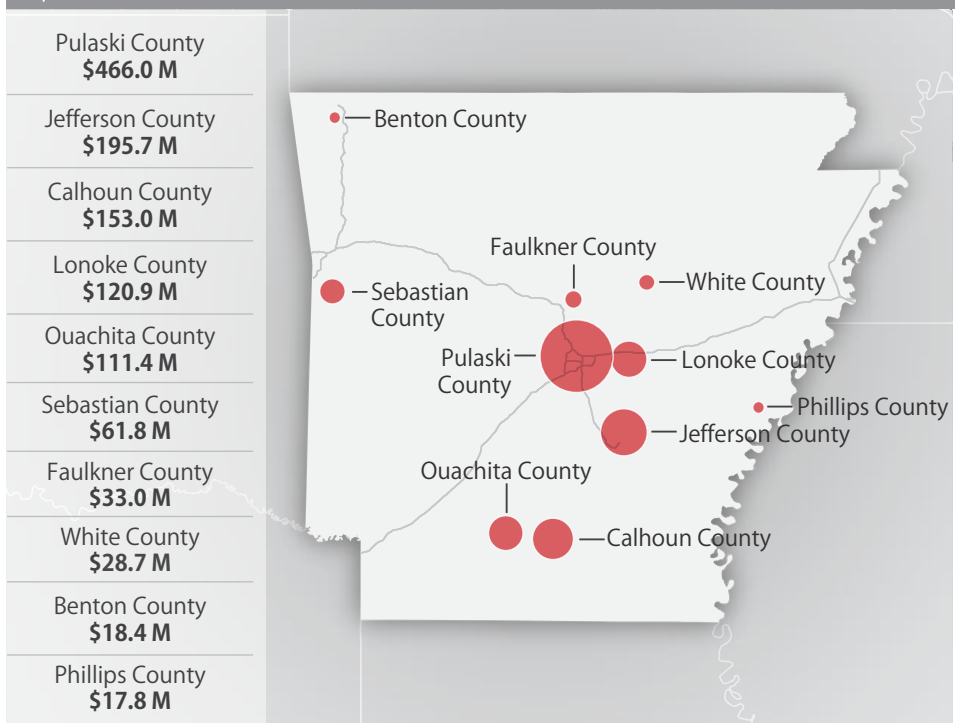
General Dynamics	\$143.0 M
AECOM	\$123.5 M
GenCorp	\$77.9 M
Sundt	\$40.5 M
Rheinmetall Group	\$16.9 M
PPG Industries	\$13.4 M
Hgl Construction, Inc.	\$11.9 M
Alessi Keyes Construction Company	\$11.6 M
River Mountain Quarries	\$11.6 M
Flynco, Inc.	\$9.6 M

Value of Contract Awards Performed (Billions)



TOP DEFENSE SPENDING LOCATIONS

(M=millions)



ARKANSAS