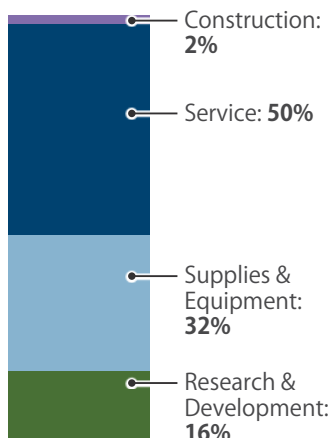
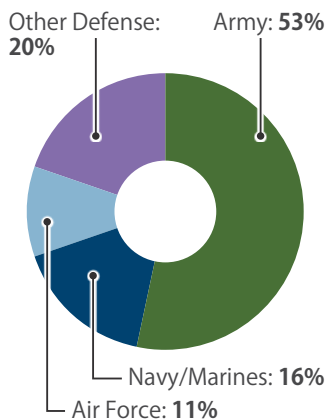


## CONTRACTS

### By Type



### By Service

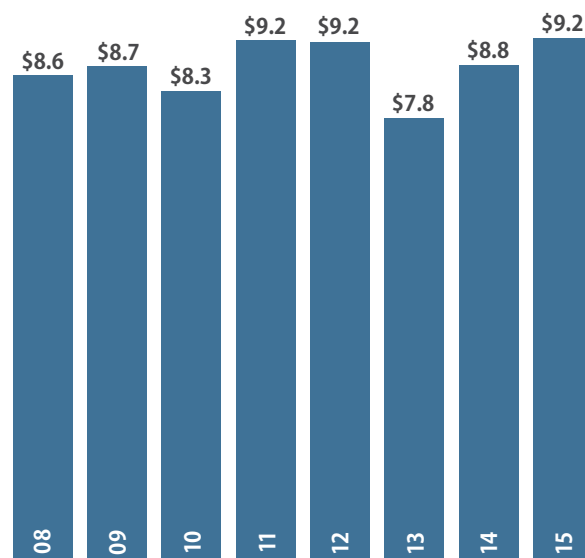


### Top Contractors

(M=millions B=billions)

Computershare (Austal)	\$1.2 B
L-3 Communications	\$597.8 M
Boeing	\$580.4 M
Leidos	\$474.7 M
Wyle Services	\$371.8 M
Northrop Grumman	\$370.1 M
Intuitive Research and Technology	\$295.5 M
Lockheed Martin	\$255.2 M
Redstone Defense Systems	\$226.3 M
Computer Sciences Corporation	\$221.3 M

### Value of Contract Awards Performed (Billions)



**\$12.2 BILLION**  
SPENT IN STATE

**#9**  
IN NATION

**5.9%**  
OF STATE GDP

**#4**  
IN NATION

**% OF TOTAL U.S.**  
DEFENSE SPENDING

**3.0%**

**PER RESIDENT**  
SPENDING

**\$2,518**

### DEFENSE PERSONNEL

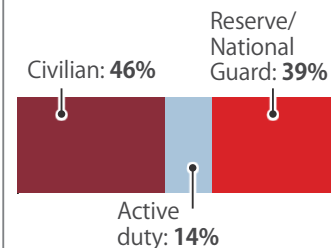
**\$3.0 Billion**

TOTAL PAYROLL

**52,116**

TOTAL PERSONNEL

### Allocation, By Type

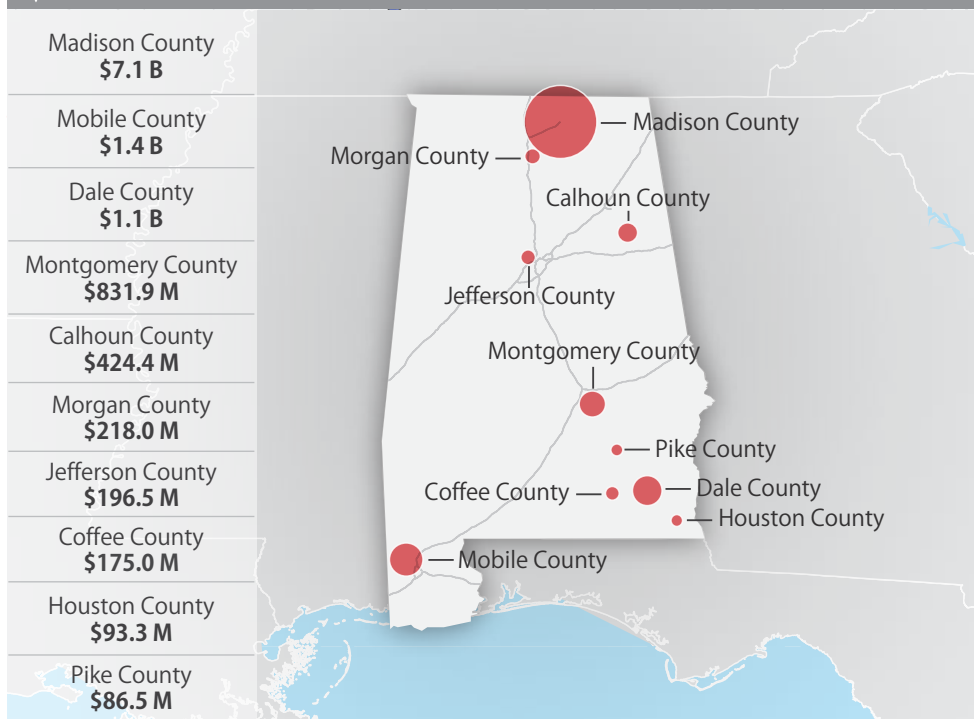


### Top Personnel Locations

- Madison County**  
15,635
- Montgomery County**  
10,234
- Jefferson County**  
4,636
- Calhoun County**  
3,718
- Dale County**  
2,954
- Coffee County**  
2,347
- Mobile County**  
2,265
- Houston County**  
1,310
- Tuscaloosa County**  
898
- Shelby County**  
598

### TOP DEFENSE SPENDING LOCATIONS

(M=millions B=billions)



**ALABAMA**