

#30
IN NATION

\$3.3 BILLION
SPENT IN STATE

#3
IN NATION

6.1%
OF STATE GDP

0.8%

% OF TOTAL U.S.
DEFENSE SPENDING

\$4,446

PER RESIDENT
SPENDING

DEFENSE PERSONNEL

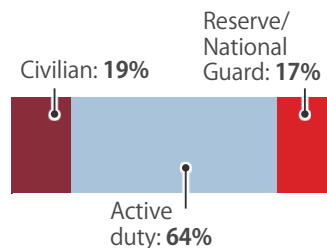
\$1.7 Billion

TOTAL PAYROLL

27,764

TOTAL PERSONNEL

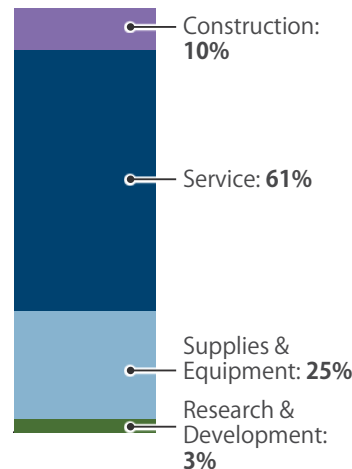
Allocation, By Type



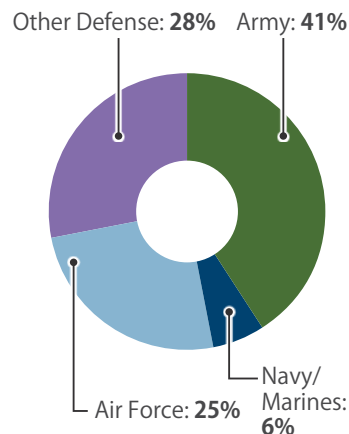
Top Personnel Locations

| | | |
|----|----------------------|--------|
| 1 | Anchorage | 16,463 |
| 2 | Fairbanks North Star | 9,571 |
| 3 | Southeast Fairbanks | 332 |
| 4 | Nome | 157 |
| 5 | North Slope | 151 |
| 6 | Kodiak Island | 147 |
| 7 | Bethel | 104 |
| 8 | Yukon-Koyukuk | 92 |
| 9 | Denali | 84 |
| 10 | Mantanuska-Susitna | 84 |

By Type



By Service

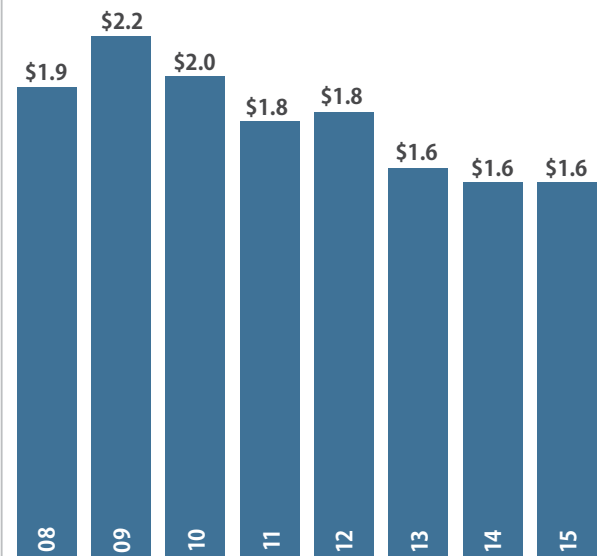


Top Contractors

(M=millions)

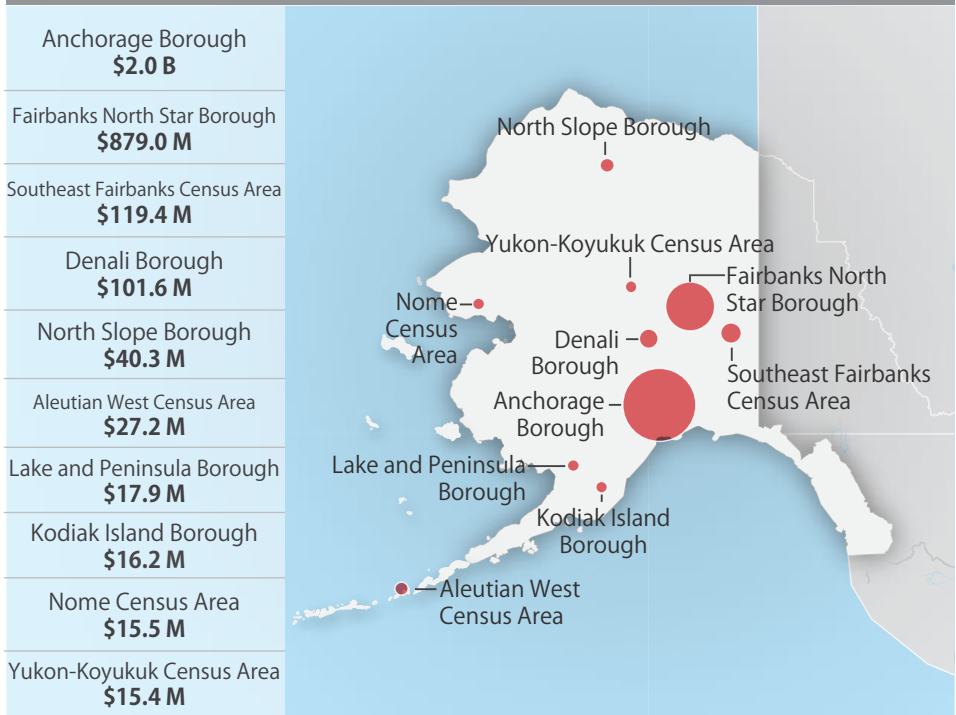
| | |
|-----------------------------------|-----------|
| Arctic Slope Regional Corporation | \$244.8 M |
| Crowley Petroleum Distribution | \$99.7 M |
| Doyon Utilities | \$69.1 M |
| BAE Systems | \$48.3 M |
| Chugach Alaska Corporation | \$44.7 M |
| Y-Tech | \$43.7 M |
| Afognak Native Corporation | \$40.8 M |
| Usibelli Coal Mine | \$34.1 M |
| Bering Kaya Support Services, JV | \$29.2 M |
| The Kuskokwim Corporation | \$27.6 M |

Value of Contract Awards Performed (Billions)



TOP DEFENSE SPENDING LOCATIONS

(M=millions B=billions)



ALASKA