

ILLINOIS

#21 \$7.3 BILLION
SPENT IN STATE

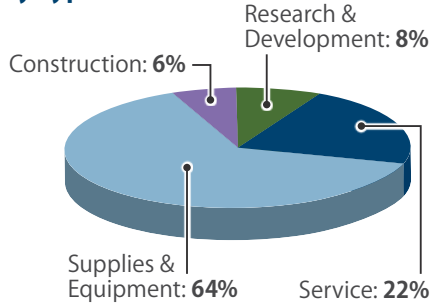
#44 1.0% OF
STATE GDP

1.6% OF TOTAL U.S.
DEFENSE SPENDING

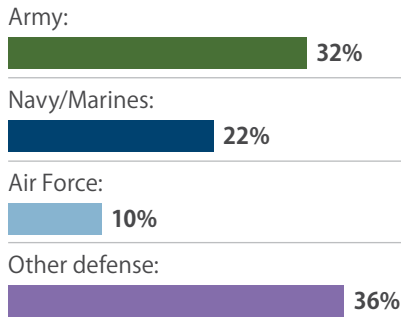
\$568 PER RESIDENT

CONTRACTS

By Type



By Service

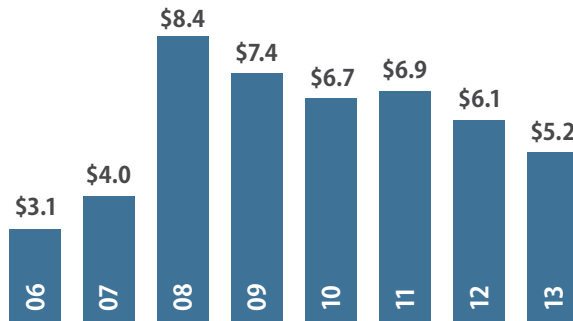


Top Contractors

(M=millions)

Huntington Ingalls	\$891.7 M
Navistar International	\$665.2 M
BP	\$400.6 M
Caterpillar	\$349.9 M
BP Products North America	\$341.7 M
Alion Science and Technology	\$316.2 M
Cardinal Health	\$305.3 M
Washington Group/Alberici Joint Venture	\$169.9 M
General Dynamics	\$163.1 M
CDW Holdings	\$118.4 M

Value of Contract Awards Performed (Billions)



DEFENSE PERSONNEL

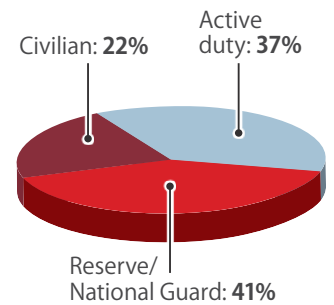
\$2.1 Billion

TOTAL PAYROLL

60,718

TOTAL PERSONNEL

Allocation, By Type



Top Personnel Locations

Lake County	22,029
St. Clair County	9,983
Cook County	4,354
Rock Island County	4,015
Sangamon County	3,040
Peoria County	2,080
Madison County	1,570
Du Page County	1,039
Will County	811
Henry County	796

TOP MILITARY SPENDING LOCATIONS

(M=millions B=billions)



Sources: Defense Manpower Data Center, U.S. Bureau of Economic Analysis, U.S. Census Bureau, and Chmura Economics & Analytics.