

FLORIDA

#5 \$19.0 BILLION
SPENT IN STATE

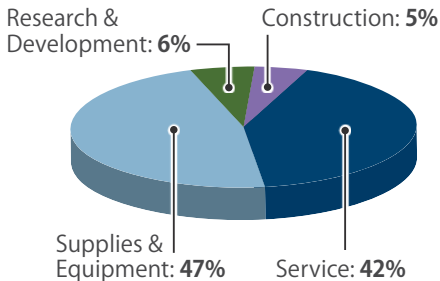
#27 2.4% OF
STATE GDP

4.1% OF TOTAL U.S.
DEFENSE SPENDING

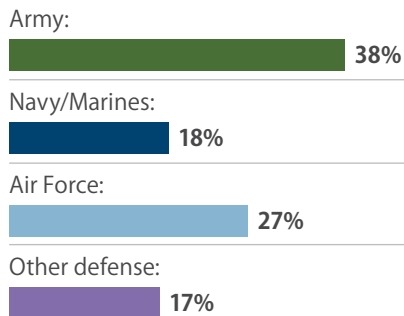
\$972 PER RESIDENT

CONTRACTS

By Type



By Service

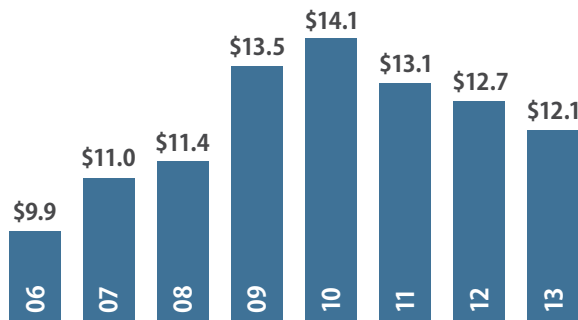


Top Contractors

(M=millions B=billions)

Lockheed Martin	\$2.1 B
Raytheon	\$620.2 M
Huntington Ingalls	\$516.8 M
Hellfire Systems	\$444.6 M
Jacobs Engineering Group	\$413.5 M
General Dynamics	\$345.2 M
Finmeccanica	\$257.1 M
Harris	\$237.6 M
SAIC	\$236.1 M
Honeywell International	\$233.2 M

Value of Contract Awards Performed (Billions)



DEFENSE PERSONNEL

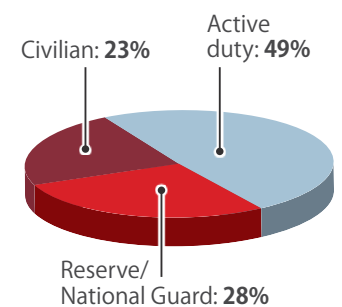
\$6.9 Billion

TOTAL PAYROLL

132,656

TOTAL PERSONNEL

Allocation, By Type

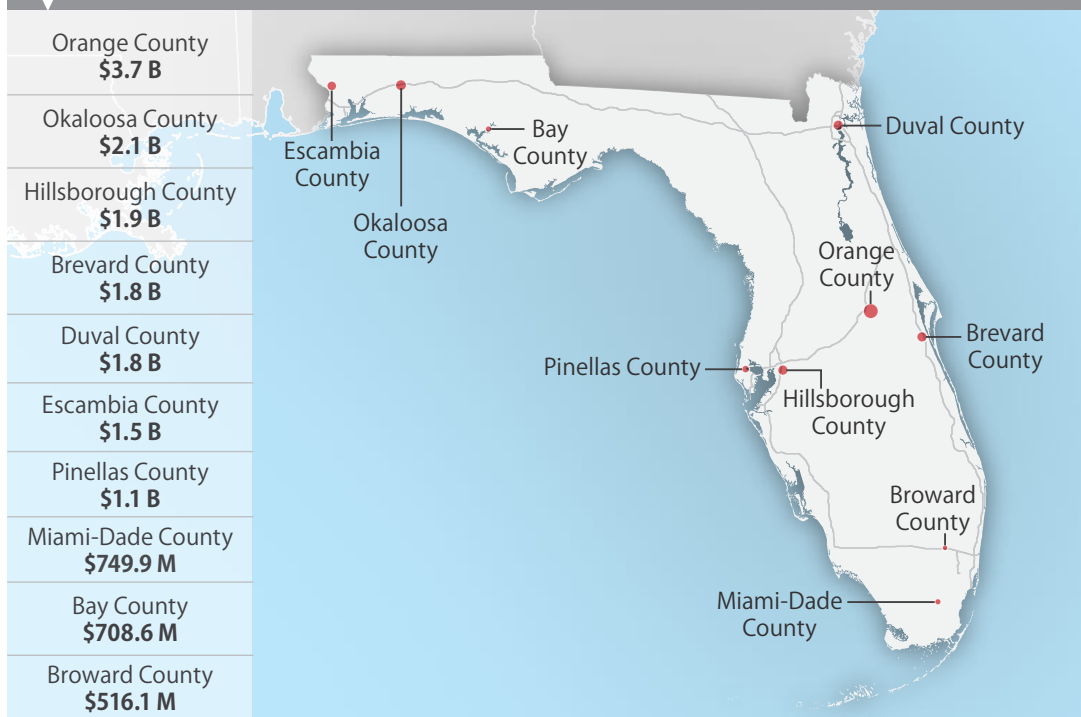


Top Personnel Locations

Escambia County	20,532
Duval County	19,645
Okaloosa County	15,873
Hillsborough County	12,670
Santa Rosa County	8,101
Miami-Dade County	6,129
Orange County	5,986
Bay County	5,934
Brevard County	5,225
Broward County	4,034

TOP MILITARY SPENDING LOCATIONS

(M=millions B=billions)



Sources: Defense Manpower Data Center, U.S. Bureau of Economic Analysis, U.S. Census Bureau, and Chmura Economics & Analytics.