

CALIFORNIA

#2 \$54.8 BILLION
SPENT IN STATE

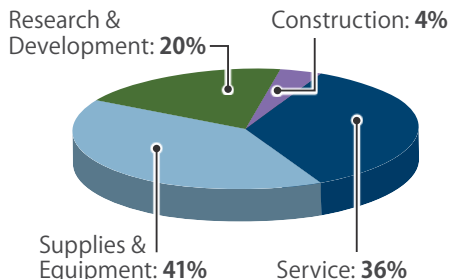
#24 2.5% OF
STATE GDP

11.9% OF TOTAL U.S.
DEFENSE SPENDING

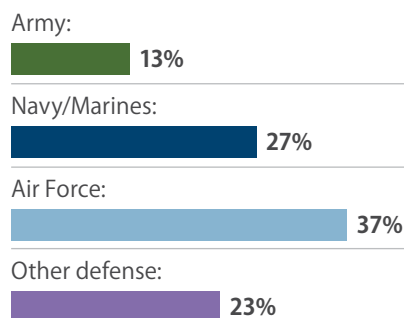
\$1,429 PER RESIDENT

CONTRACTS

By Type



By Service

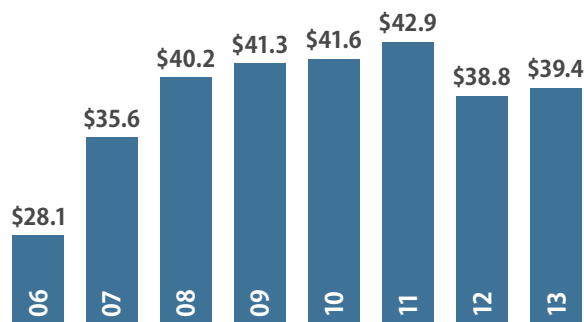


Top Contractors

(M=millions B=billions)

Boeing	\$4.8 B
Lockheed Martin	\$4.0 B
Huntington Ingalls	\$3.6 B
Health Net	\$2.9 B
General Atomic Technologies	\$2.3 B
Raytheon	\$1.5 B
General Dynamics	\$952.0 M
Aerospace Corporation	\$829.6 M
McKesson	\$739.2 M
BAE Systems	\$554.1 M

Value of Contract Awards Performed (Billions)



DEFENSE PERSONNEL

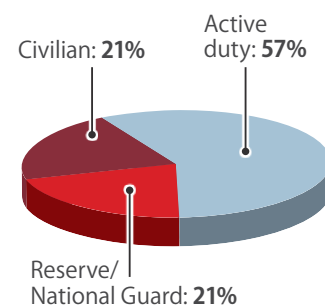
\$15.4 Billion

TOTAL PAYROLL

285,594

TOTAL PERSONNEL

Allocation, By Type



Top Personnel Locations

San Diego County	112,274
Los Angeles County	24,050
San Bernardino County	18,440
Solano County	12,847
Riverside County	10,243
Monterey County	10,167
Ventura County	9,428
Kern County	5,056
Alameda County	4,010
Santa Barbara County	3,999

TOP MILITARY SPENDING LOCATIONS

(M=millions B=billions)



Sources: Defense Manpower Data Center, U.S. Bureau of Economic Analysis, U.S. Census Bureau, and Chmura Economics & Analytics.