

ALABAMA

#13 \$11.3 BILLION
SPENT IN STATE

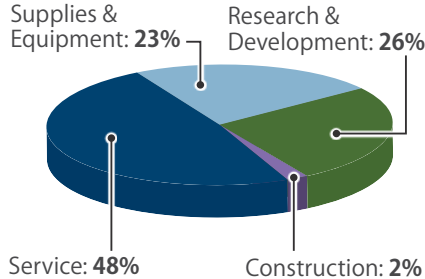
#6 5.9% OF
STATE GDP

2.5% OF TOTAL U.S.
DEFENSE SPENDING

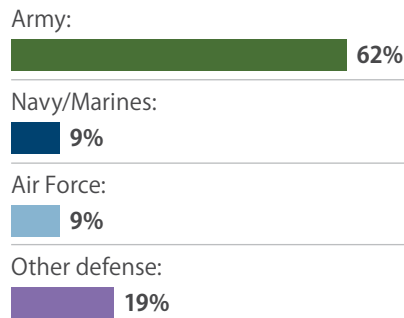
\$2,335 PER RESIDENT

CONTRACTS

By Type



By Service

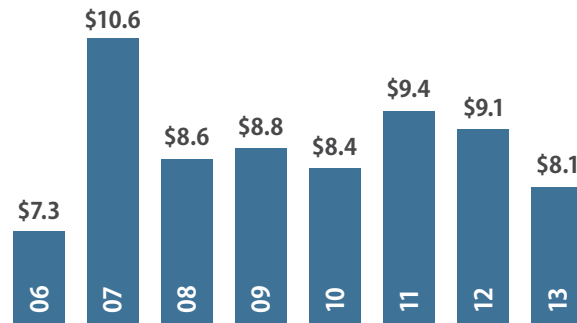


Top Contractors

(M=millions)

Court Square Capital Partners	\$530.0 M
Computershare	\$513.7 M
L-3 Communications	\$475.3 M
JVYS	\$421.7 M
Boeing	\$394.7 M
Computer Sciences Corporation	\$280.0 M
Intuitive Research And Technology	\$246.0 M
Science and Engineering Services	\$229.8 M
Huntington Ingalls	\$214.3 M
Jacobs Engineering Group	\$205.3 M

Value of Contract Awards Performed (Billions)



DEFENSE PERSONNEL

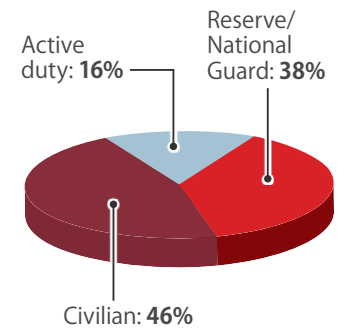
\$3.2 Billion

TOTAL PAYROLL

55,574

TOTAL PERSONNEL

Allocation, By Type

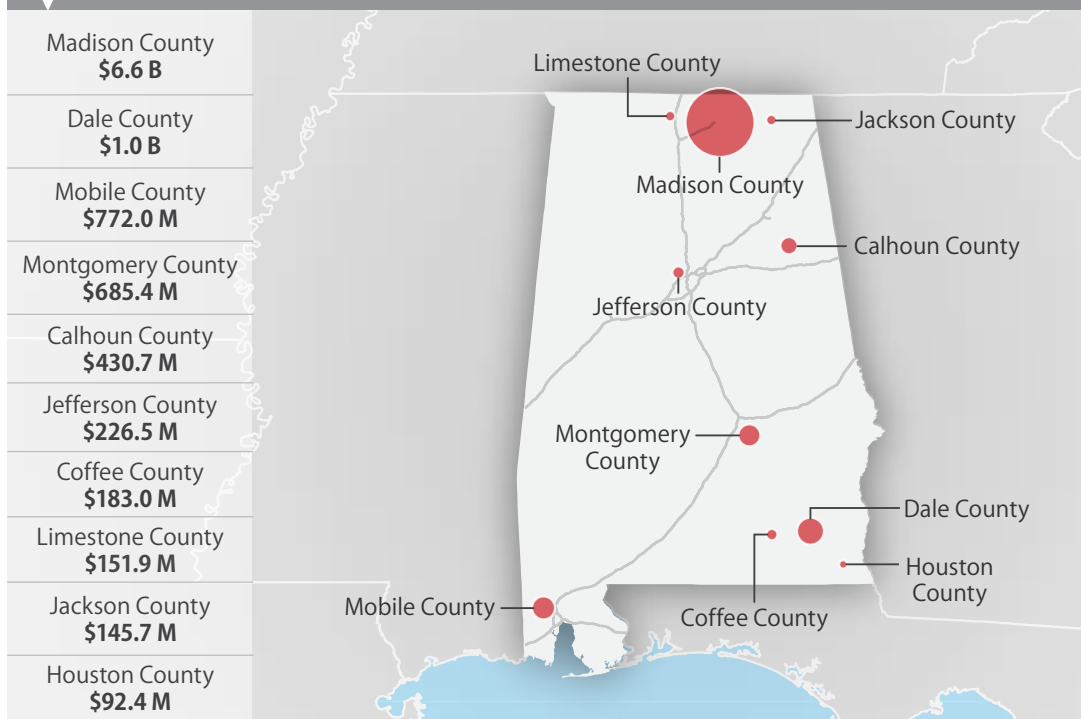


Top Personnel Locations

Madison County	16,728
Montgomery County	10,379
Jefferson County	4,622
Calhoun County	3,580
Mobile County	3,371
Dale County	2,982
Coffee County	2,582
Houston County	1,403
Tuscaloosa County	859
Autauga County	692

TOP MILITARY SPENDING LOCATIONS

(M=millions B=billions)



Sources: Defense Manpower Data Center, U.S. Bureau of Economic Analysis, U.S. Census Bureau, and Chmura Economics & Analytics.