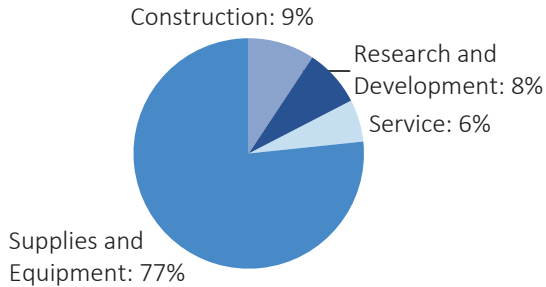


WEST VIRGINIA

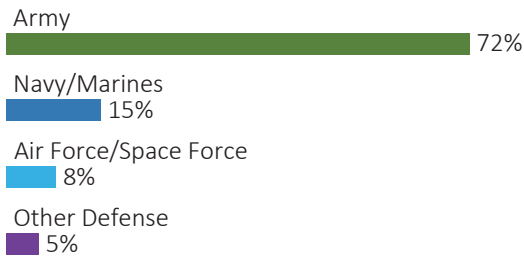
#41 \$1.8 B SPENT IN STATE	#26 1.8% OF STATE GDP	0.3% OF TOTAL U.S. DEFENSE SPENDING	\$1,036 PER RESIDENT	#41 \$1.4 B CONTRACT SPENDING	#41 \$66.6 M GRANT SPENDING	#48 \$0.4 B PERSONNEL SPENDING	#46 9,619 NUMBER OF PERSONNEL
---	------------------------------------	--	-----------------------------------	--	--	---	--

DEFENSE CONTRACTS

By Type



By Service



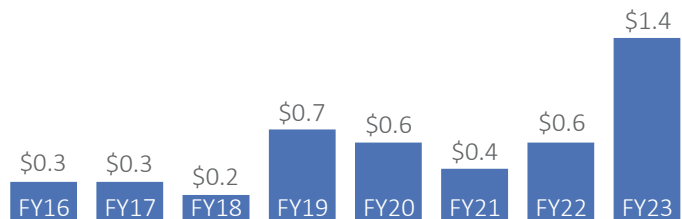
Top Defense Contractors

(M = millions, B = billions)

Northrop Grumman	\$1.0 B
Greenbrier Government Solutions, Inc.	\$54.4 M
Boeing	\$42.3 M
Civil-Military Innovation Institute, Inc.	\$28.0 M
AMS Group	\$27.3 M
Lobar, Inc.	\$23.6 M
PEM-Harkins JV, LLP	\$23.3 M
RTX Corporation	\$21.5 M
HDD JV	\$13.2 M
Amsted Graphite Materials, LLC	\$9.4 M

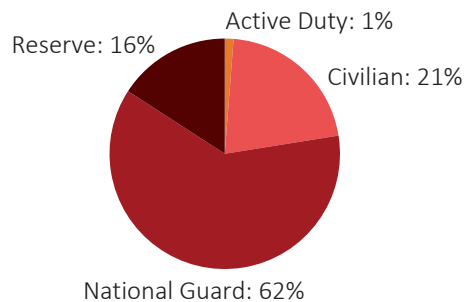
Contract Awards Performed

(By Fiscal Year, billions)

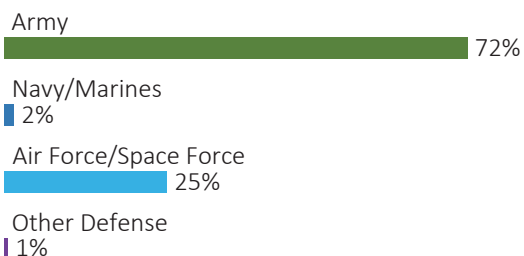


DEFENSE PERSONNEL

Allocations, By Type



Allocations, By Service



\$379.8 MILLION
TOTAL PAYROLL

9,619
TOTAL PERSONNEL

Top Defense Personnel Locations

County	Active Duty	Civilian	National Guard	Reserve	Total
Kanawha	26	403	1,445	337	2,211
Berkeley	ND	237	1,300	29	ND
Cabell	16	658	0	ND	ND
Preston	0	66	492	65	623
Putnam	ND	95	360	44	ND
Wood	ND	57	288	70	ND
Fayette	ND	13	384	ND	ND
Wayne	0	41	252	53	346
Mercer	ND	ND	98	232	ND
Ohio	ND	73	119	110	ND

WEST VIRGINIA

FISCAL YEAR 2023



TOP DEFENSE CONTRACT SPENDING LOCATIONS

(M = millions, B = billions)

Mineral
\$1.1 B

Harrison
\$75.1 M

Monongalia
\$56.3 M

Jefferson
\$54.7 M

Wyoming
\$54.4 M

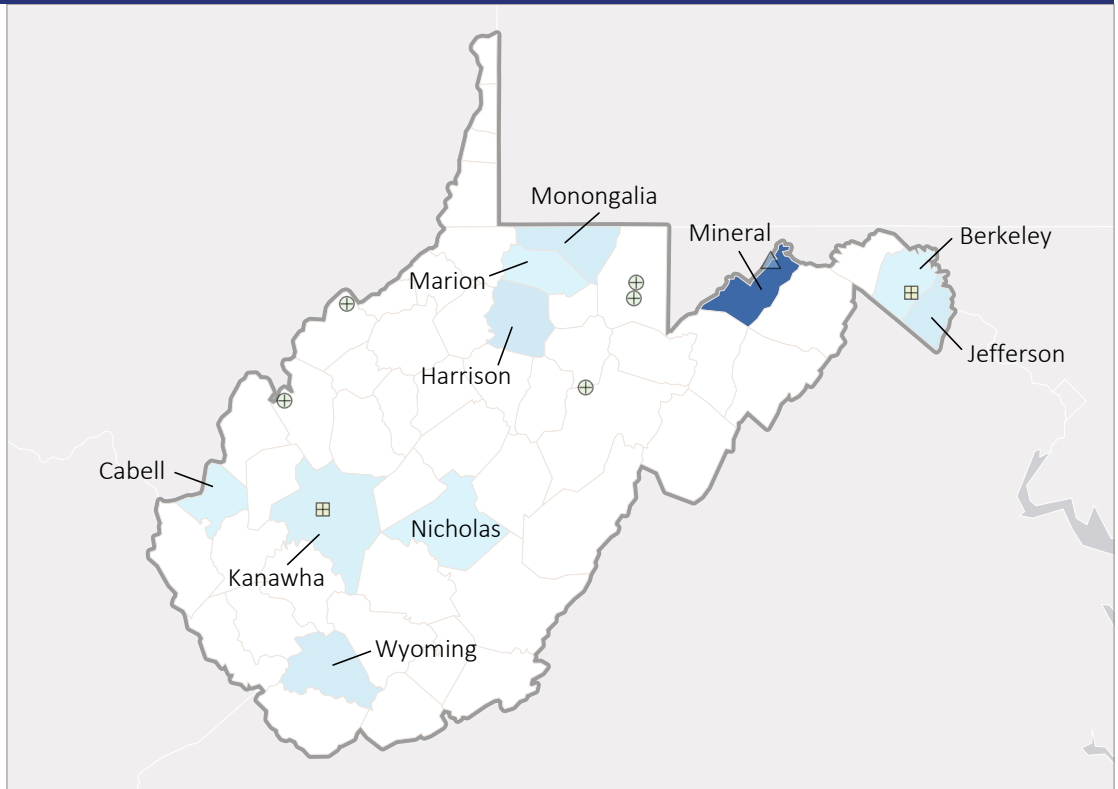
Kanawha
\$28.7 M

Nicholas
\$5.9 M

Berkeley
\$5.7 M

Cabell
\$5.6 M

Marion
\$4.9 M



TOP DEFENSE PERSONNEL SPENDING LOCATIONS

(M = millions)

Kanawha
\$103.9 M

Berkeley
\$58.3 M

Cabell
\$56.2 M

Preston
\$24.5 M

Putnam
\$14.9 M

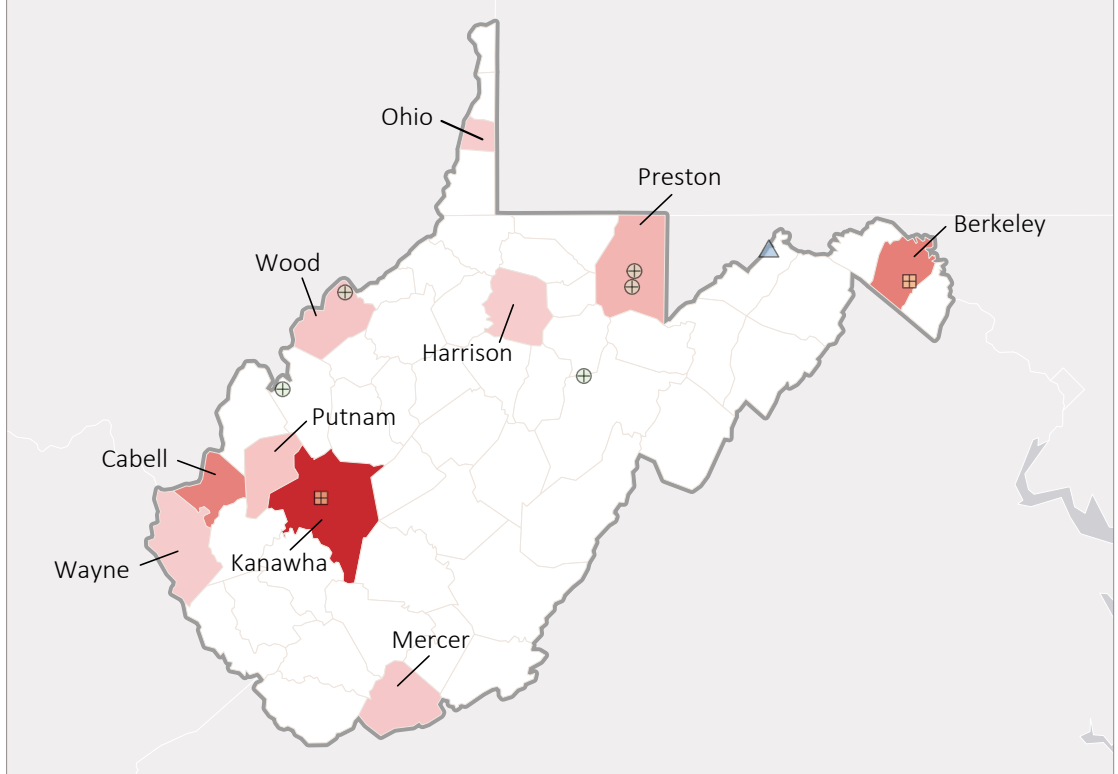
Wood
\$13.9 M

Mercer
\$12.6 M

Wayne
\$10.3 M

Harrison
\$9.9 M

Ohio
\$9.7 M



■ AF Active
 ▣ AF Guard
 □ AF Reserve
 ● Army Active
 ⊕ Army Guard
 ○ Army Reserve
 ◆ MC Active
 ◇ MC Reserve
 ▲ Navy Active
 △ Navy Reserve
 ✱ WHS