

# WASHINGTON

**#10**  
\$15.5 B SPENT  
IN STATE

**#24**  
1.9% OF  
STATE GDP

**2.5%**  
OF TOTAL U.S.  
DEFENSE SPENDING

**\$1,982**  
PER  
RESIDENT

**#18**  
\$7.6 B CONTRACT  
SPENDING

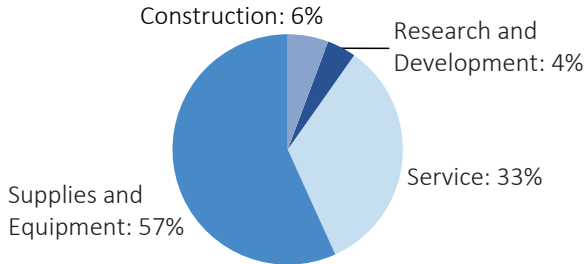
**#13**  
\$223.0 M GRANT  
SPENDING

**#7**  
\$7.7 B PERSONNEL  
SPENDING

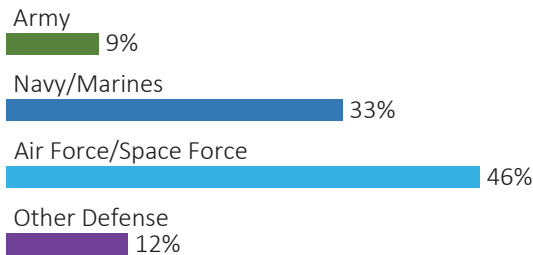
**#7**  
104,970 NUMBER  
OF PERSONNEL

## DEFENSE CONTRACTS

### By Type



### By Service



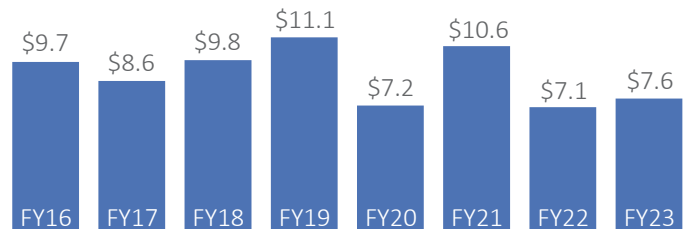
### Top Defense Contractors

(M = millions, B = billions)

Boeing	\$3.7 B
Kiewit-Alberici SIOP MACC AJV	\$325.2 M
PacMed	\$176.0 M
Triumph Group, Inc.	\$105.5 M
Hensel Phelps - Shimizu JV	\$103.2 M
StructSure Projects, Inc.	\$101.9 M
Skookum Educational Programs	\$94.9 M
Microsoft	\$81.7 M
Safran Group	\$80.9 M
Vigor Industrial, LLC	\$78.7 M

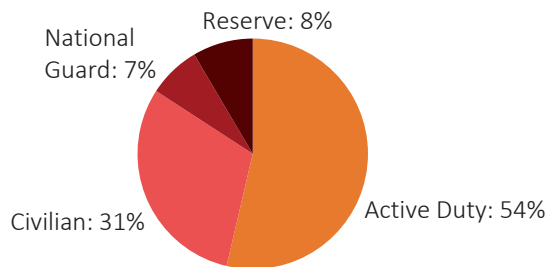
### Contract Awards Performed

(By Fiscal Year, billions)

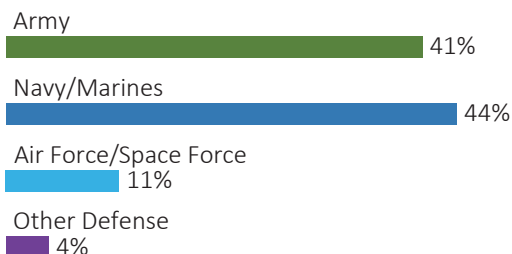


## DEFENSE PERSONNEL

### Allocations, By Type



### Allocations, By Service



**\$7.7 BILLION**  
TOTAL PAYROLL

**104,970**  
TOTAL PERSONNEL

### Top Defense Personnel Locations

County	Active Duty	Civilian	National Guard	Reserve	Total
Pierce	29,129	6,786	2,977	4,999	43,891
Kitsap	4,475	19,697	150	845	25,167
Island	7,010	812	0	683	8,505
Spokane	3,479	924	1,553	553	6,509
Snohomish	733	689	324	1,125	2,871
King	418	911	929	57	2,315
Walla Walla	ND	1,140	23	0	ND
Yakima	97	270	453	201	1,021
Clark	21	95	112	409	637
Thurston	22	88	426	ND	ND

# WASHINGTON

FISCAL YEAR 2023



## TOP DEFENSE CONTRACT SPENDING LOCATIONS

(M = millions, B = billions)

King  
**\$4.7 B**

Kitsap  
**\$1.1 B**

Pierce  
**\$696.3 M**

Snohomish  
**\$373.4 M**

Island  
**\$191.5 M**

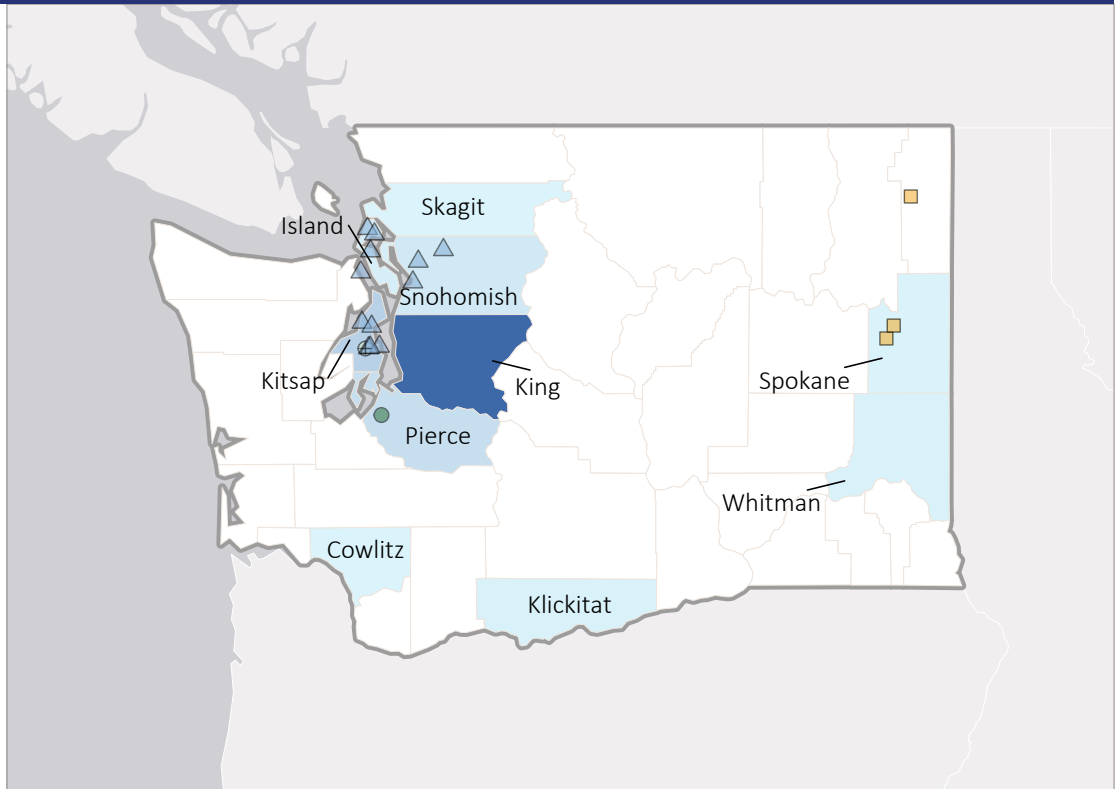
Klickitat  
**\$116.3 M**

Whitman  
**\$109.8 M**

Spokane  
**\$83.3 M**

Skagit  
**\$58.5 M**

Cowlitz  
**\$46.8 M**



## TOP DEFENSE PERSONNEL SPENDING LOCATIONS

(M = millions, B = billions)

Pierce  
**\$3.1 B**

Kitsap  
**\$2.2 B**

Island  
**\$630.4 M**

Spokane  
**\$375.4 M**

Snohomish  
**\$171.5 M**

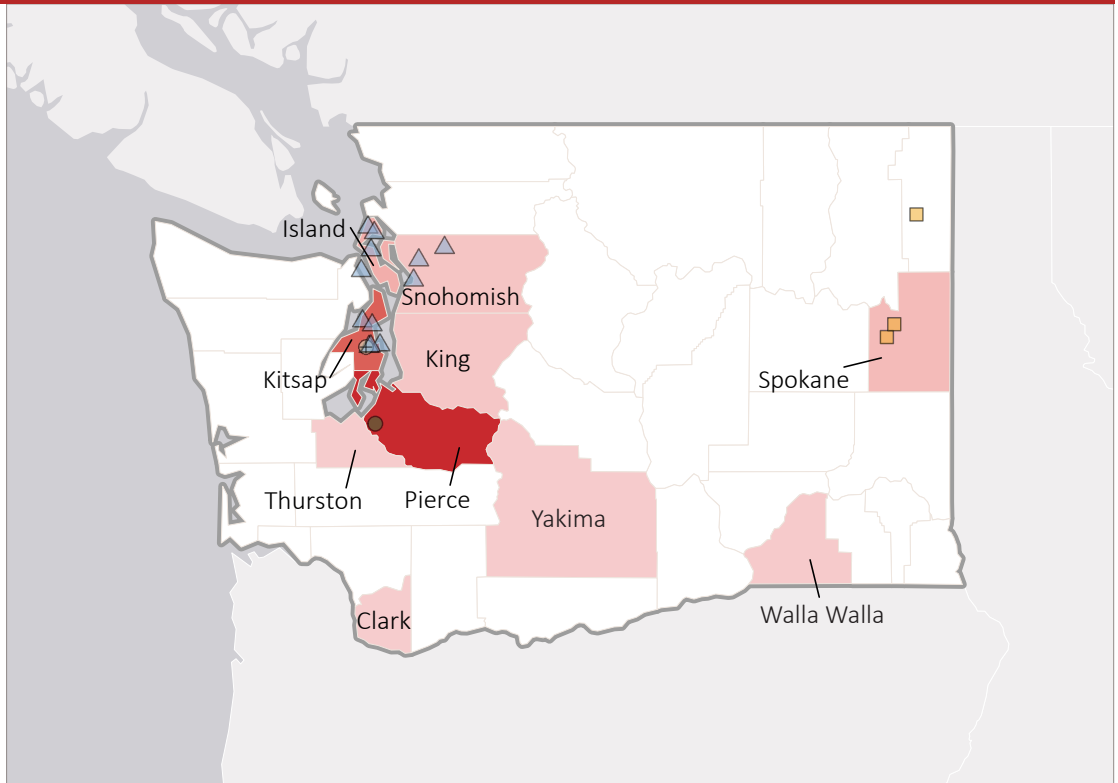
King  
**\$153.1 M**

Walla Walla  
**\$55.4 M**

Yakima  
**\$38.0 M**

Clark  
**\$21.7 M**

Thurston  
**\$21.1 M**



AF Active 
 AF Guard 
 AF Reserve 
 Army Active 
 Army Guard 
 Army Reserve 
 MC Active 
 MC Reserve 
 Navy Active 
 Navy Reserve 
 WHS