

VERMONT

#51
\$0.6 B SPENT
IN STATE

#36
1.3% OF
STATE GDP

0.1%
OF TOTAL U.S.
DEFENSE SPENDING

\$891
PER
RESIDENT

#46
\$0.4 B CONTRACT
SPENDING

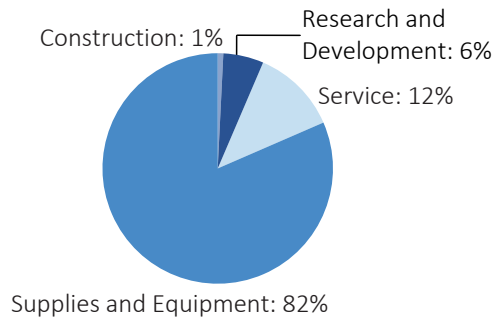
#50
41.1 M GRANT
SPENDING

#51
\$0.2 B PERSONNEL
SPENDING

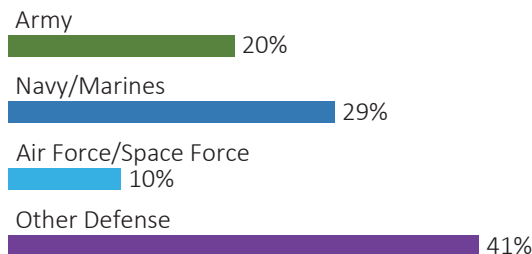
#51
3,745 NUMBER
OF PERSONNEL

DEFENSE CONTRACTS

By Type



By Service



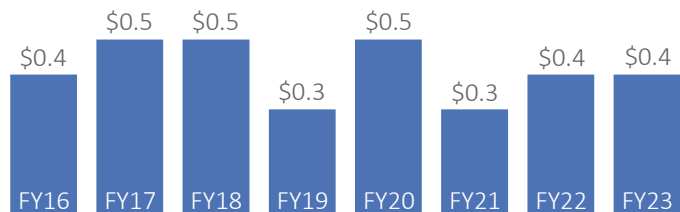
Top Defense Contractors

(M = millions)

Marvell Technology, Inc.	\$83.0 M
General Dynamics	\$80.3 M
RTX Corporation	\$51.7 M
Applied Research Associates	\$27.7 M
GlobalFoundries, Inc.	\$21.3 M
IBM	\$18.5 M
Revision Military, Ltd.	\$9.6 M
Teradyne, Inc.	\$7.6 M
Isotech North America, Inc.	\$7.0 M
Burlington Engineering Corp.	\$5.7 M

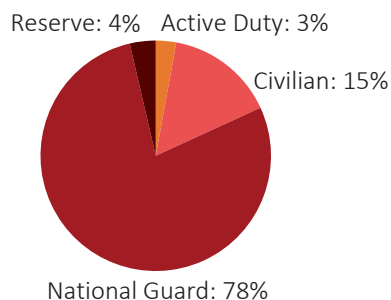
Contract Awards Performed

(By Fiscal Year, billions)

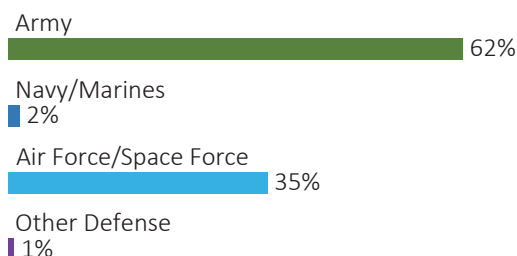


DEFENSE PERSONNEL

Allocations, By Type



Allocations, By Service



\$155.1 MILLION
TOTAL PAYROLL

3,745
TOTAL PERSONNEL

Top Defense Personnel Locations

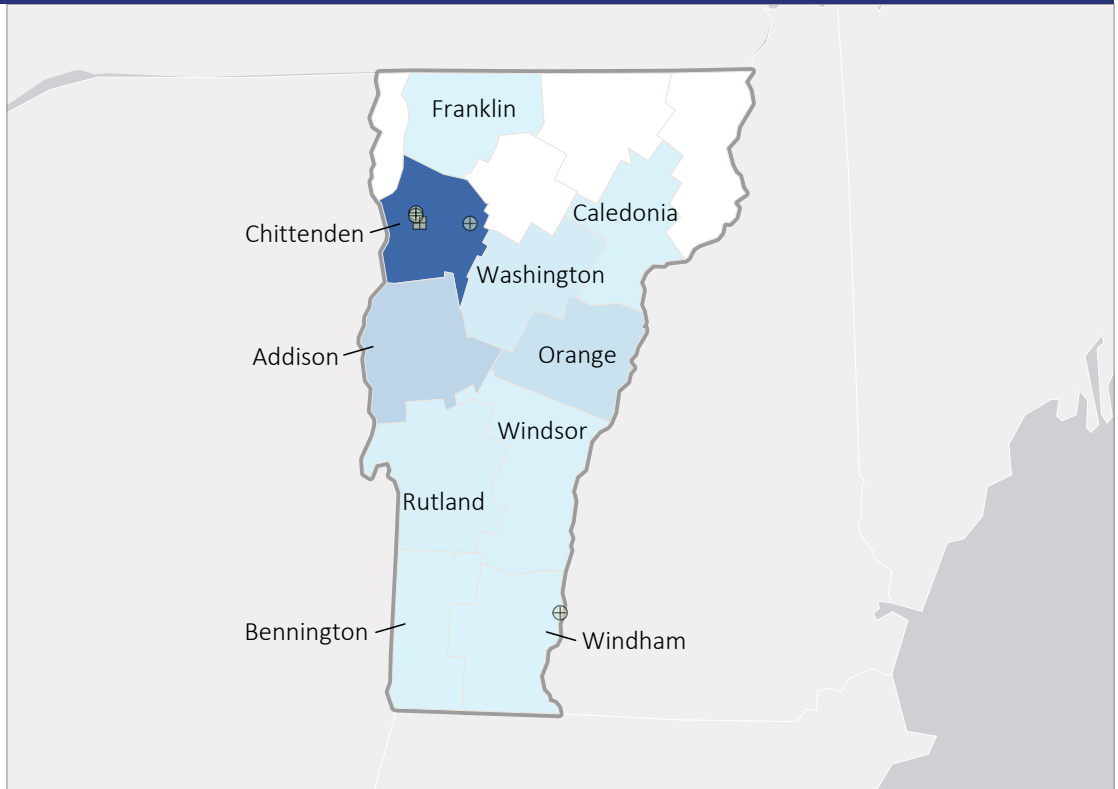
County	Active Duty	Civilian	National Guard	Reserve	Total
Chittenden	66	508	2,160	ND	ND
Washington	30	ND	215	ND	ND
Rutland	ND	ND	79	63	ND
Windsor	ND	18	53	68	ND
Addison	ND	ND	71	0	ND
Franklin	0	ND	69	0	ND
Orange	0	0	75	0	75
Orleans	0	0	61	0	61
Bennington	0	0	45	0	45
Windham	0	ND	32	0	ND



TOP DEFENSE CONTRACT SPENDING LOCATIONS

(K = thousands, M = millions)

Chittenden	\$258.4 M
Addison	\$53.7 M
Orange	\$31.3 M
Washington	\$13.5 M
Rutland	\$5.4 M
Windsor	\$4.8 M
Caledonia	\$4.5 M
Windham	\$3.0 M
Bennington	\$1.8 M
Franklin	\$774.3 K



TOP DEFENSE PERSONNEL SPENDING LOCATIONS

(K = thousands, M = millions)

Chittenden	\$122.7 M
Washington	\$12.1 M
Windsor	\$5.2 M
Rutland	\$4.2 M
Franklin	\$2.4 M
Addison	\$2.0 M
Windham	\$1.4 M
Orleans	\$1.3 M
Orange	\$1.2 M
Caledonia	\$948.8 K

