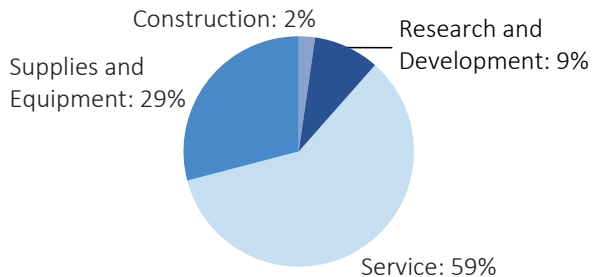


# VIRGINIA

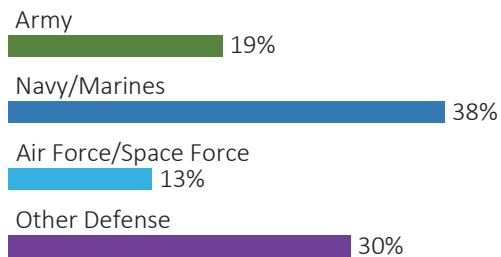
<b>#2</b> \$68.5 B SPENT IN STATE	<b>#1</b> 9.7% OF STATE GDP	<b>11.2%</b> OF TOTAL U.S. DEFENSE SPENDING	<b>\$7,862</b> PER RESIDENT	<b>#2</b> \$46.8 B CONTRACT SPENDING	<b>#6</b> \$404.8 M GRANT SPENDING	<b>#1</b> \$21.3 B PERSONNEL SPENDING	<b>#2</b> 247,214 NUMBER OF PERSONNEL
---	-----------------------------------	---	-----------------------------------	--	--	---	---

## DEFENSE CONTRACTS

### By Type



### By Service



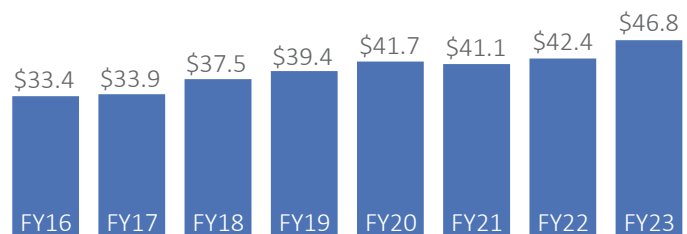
### Top Defense Contractors

(M = millions, B = billions)

Huntington Ingalls	\$3.8 B
Leidos	\$2.3 B
ADS Tactical, Inc.	\$2.0 B
Booz Allen Hamilton	\$1.5 B
General Dynamics	\$1.2 B
Lockheed Martin	\$1.1 B
CACI	\$1.0 B
SAIC	\$986.3 M
BAE Systems	\$980.6 M
Northrop Grumman	\$928.1 M

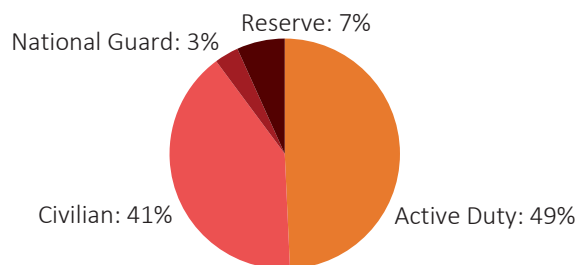
### Contract Awards Performed

(By Fiscal Year, billions)

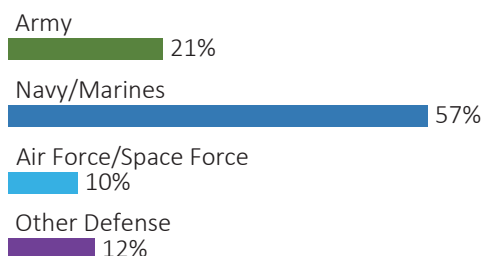


## DEFENSE PERSONNEL

### Allocations, By Type



### Allocations, By Service



**\$21.3 BILLION**  
TOTAL PAYROLL

**247,214**  
TOTAL PERSONNEL

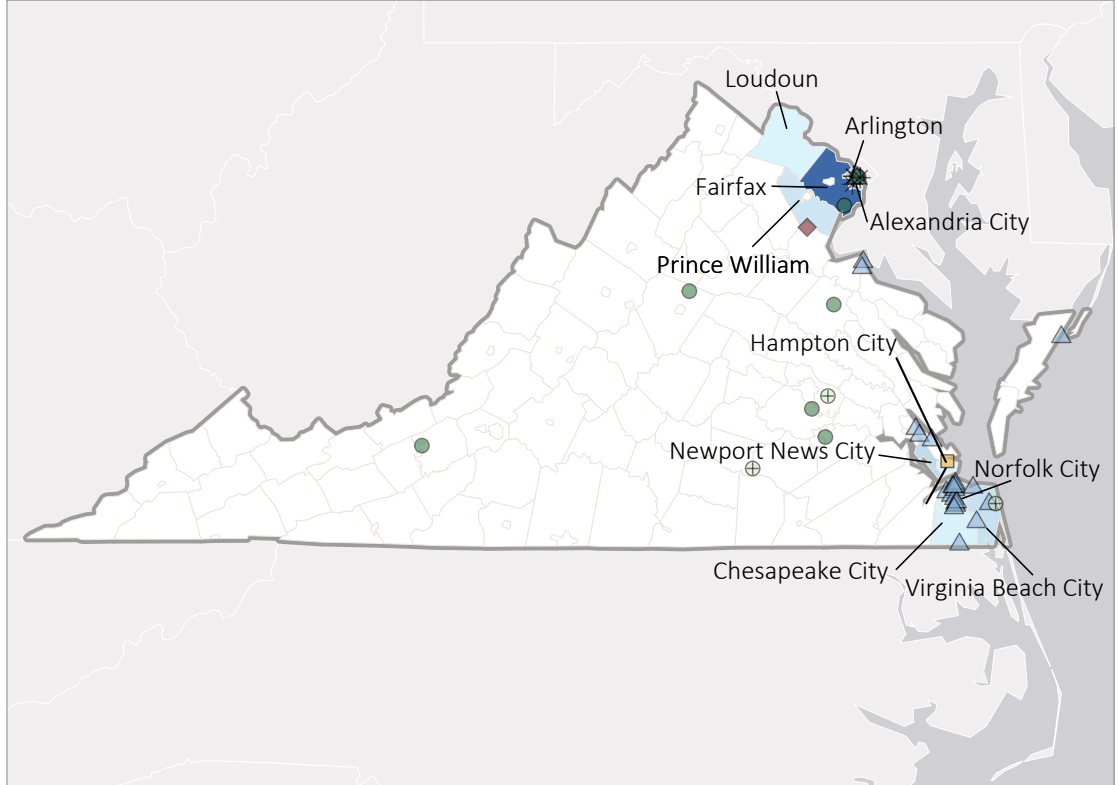
### Top Defense Personnel Locations

County	Active Duty	Civilian	National Guard	Reserve	Total
Norfolk City	46,440	17,279	299	1,017	65,035
Virginia Beach City	20,078	3,896	822	4,696	29,492
Fairfax	5,849	12,175	787	2,898	21,709
Arlington	2,628	16,560	72	118	19,378
Portsmouth City	3,833	12,988	159	20	17,000
Prince William	7,945	4,441	151	724	13,261
Prince George	8,355	3,444	0	502	12,301
Newport News City	6,249	3,612	192	1,063	11,116
York	8,249	729	996	920	10,894
Accomack	6,359	103	100	1,173	7,735

### TOP DEFENSE CONTRACT SPENDING LOCATIONS

(M = millions, B = billions)

Fairfax	<b>\$18.3 B</b>
Arlington	<b>\$5.2 B</b>
Newport News City	<b>\$3.8 B</b>
Norfolk City	<b>\$3.4 B</b>
Virginia Beach City	<b>\$3.1 B</b>
Prince William	<b>\$2.4 B</b>
Alexandria City	<b>\$2.3 B</b>
Chesapeake City	<b>\$1.1 B</b>
Hampton City	<b>\$945.3 M</b>
Loudoun	<b>\$920.1 M</b>



### TOP DEFENSE PERSONNEL SPENDING LOCATIONS

(M = millions, B = billions)

Norfolk City	<b>\$5.1 B</b>
Arlington	<b>\$2.4 B</b>
Fairfax	<b>\$2.4 B</b>
Virginia Beach City	<b>\$2.2 B</b>
Portsmouth City	<b>\$1.5 B</b>
Accomack	<b>\$1.1 B</b>
Prince William	<b>\$956.5 M</b>
Newport News City	<b>\$848.4 M</b>
York	<b>\$752.4 M</b>
King George	<b>\$751.4 M</b>

