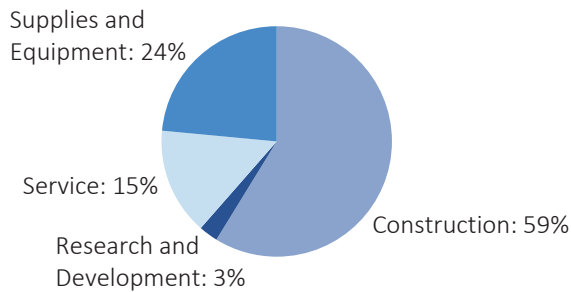


SOUTH DAKOTA


#46 \$1.0 B SPENT IN STATE	#32 1.4% OF STATE GDP	0.2% OF TOTAL U.S. DEFENSE SPENDING	\$1,093 PER RESIDENT	#45 \$0.5 B CONTRACT SPENDING	#46 \$57.5 M GRANT SPENDING	#46 \$0.4 B PERSONNEL SPENDING	#47 9,239 NUMBER OF PERSONNEL
---	------------------------------------	--	-----------------------------------	--	--	---	--

DEFENSE CONTRACTS

By Type



By Service



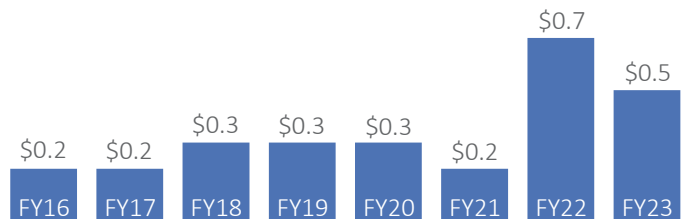
Top Defense Contractors

(M = millions)

Federal Contracting, LLC	\$128.1 M
Conti Federal Services, LLC	\$114.4 M
Sterling Computers	\$84.5 M
Walsh Group	\$47.5 M
Rosenbauer Beteiligungsverwaltung	\$19.3 M
Aerostar International, Inc.	\$17.4 M
Peska Construction, Inc.	\$11.3 M
DPEC & RCS Joint Venture, LLC	\$7.7 M
State of South Dakota	\$5.9 M
VRC Metal Systems, LLC	\$5.5 M

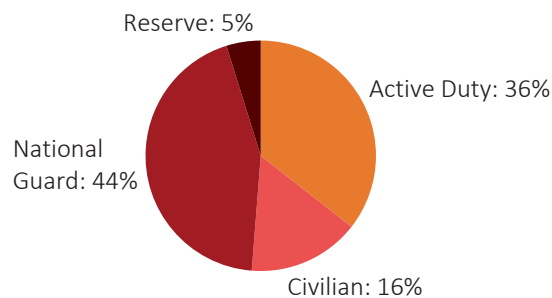
Contract Awards Performed

(By Fiscal Year, billions)



DEFENSE PERSONNEL

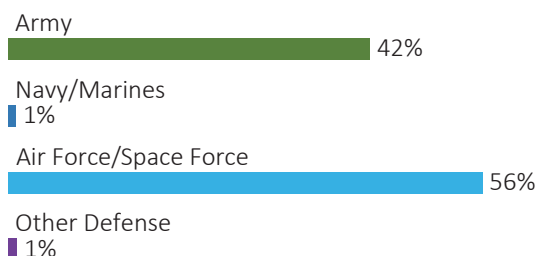
Allocations, By Type



\$421.3 MILLION
TOTAL PAYROLL

9,239
TOTAL PERSONNEL

Allocations, By Service



Top Defense Personnel Locations

County	Active Duty	Civilian	National Guard	Reserve	Total
Meade	3,209	12	111	21	3,353
Minnehaha	24	291	1,598	363	2,276
Pennington	16	899	790	ND	ND
Codington	0	ND	265	0	ND
Davison	0	48	156	0	204
Brookings	11	21	112	0	144
Beadle	0	ND	136	0	ND
Charles Mix	0	43	91	0	134
Lake	0	0	125	0	125
Brown	ND	ND	60	58	ND

SOUTH DAKOTA

FISCAL YEAR 2023



TOP DEFENSE CONTRACT SPENDING LOCATIONS

(K = thousands, M = millions)

Meade
\$346.9 M

Union
\$86.0 M

Minnehaha
\$51.2 M

Pennington
\$24.4 M

Lincoln
\$5.3 M

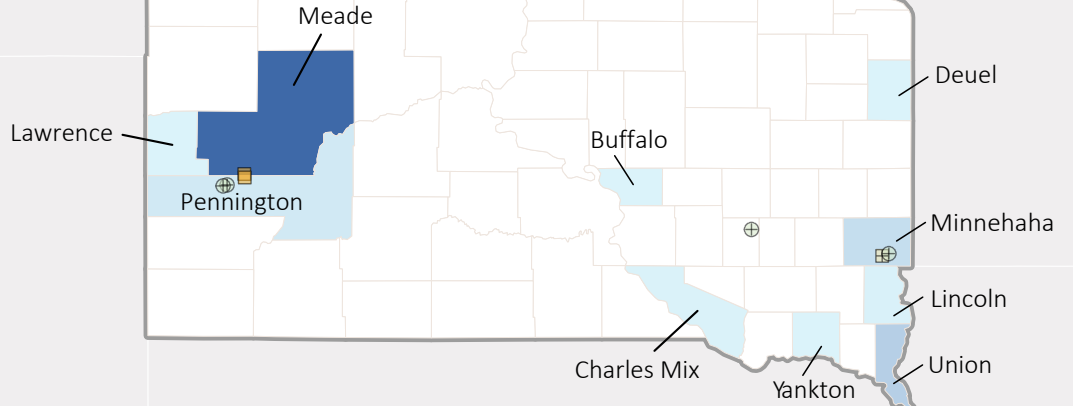
Charles Mix
\$3.6 M

Yankton
\$1.6 M

Lawrence
\$1.6 M

Deuel
\$1.2 M

Buffalo
\$850.3 K



TOP DEFENSE PERSONNEL SPENDING LOCATIONS

(M = millions)

Meade
\$205.0 M

Pennington
\$94.0 M

Minnehaha
\$72.0 M

Hughes
\$6.1 M

Charles Mix
\$5.4 M

Davison
\$5.2 M

Codington
\$5.2 M

Brookings
\$4.7 M

Buffalo
\$3.5 M

Beadle
\$3.3 M

