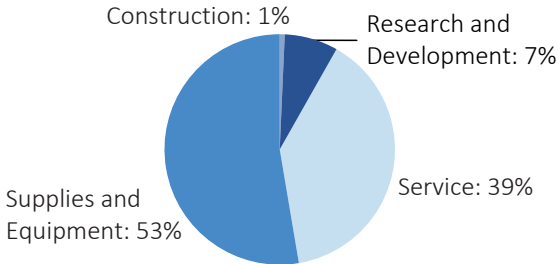


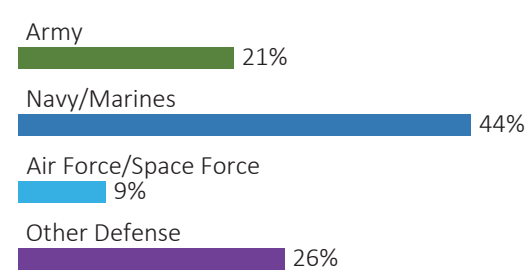
OREGON

#44	#50	0.3%	\$389	#42	#40	#42	#43
\$1.6 B SPENT IN STATE	0.5% OF STATE GDP	OF TOTAL U.S. DEFENSE SPENDING	PER RESIDENT	\$1.0 B CONTRACT SPENDING	\$67.8 M GRANT SPENDING	\$0.6 B PERSONNEL SPENDING	11,643 NUMBER OF PERSONNEL
DEFENSE CONTRACTS							

By Type



By Service



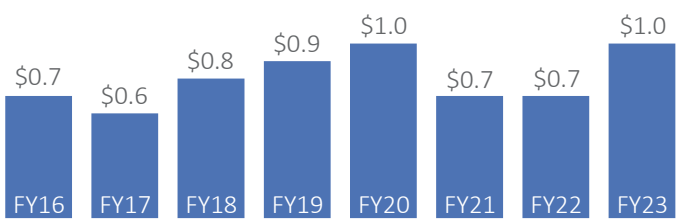
Top Defense Contractors

(M = millions)

Vigor Industrial, LLC	\$314.3 M
Reconcraft, LLC	\$76.0 M
StandardAero Aviation Holdings, Inc.	\$65.0 M
Chas Kurz & Co., Inc.	\$54.6 M
Curtiss-Wright Corp.	\$51.3 M
Saltchuk Resources, Inc.	\$49.1 M
Gunderson Marine, LLC	\$33.4 M
Teledyne Technologies	\$32.5 M
Galois	\$29.6 M
Tactical Air Support, Inc.	\$24.3 M

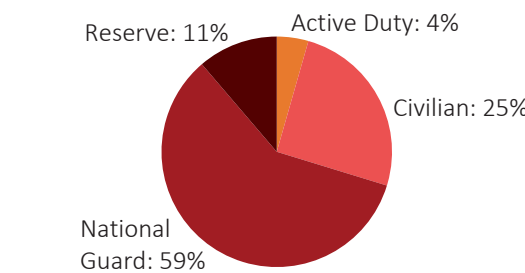
Contract Awards Performed

(By Fiscal Year, billions)

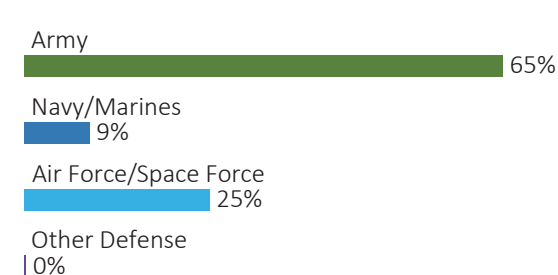


DEFENSE PERSONNEL

Allocations, By Type



Allocations, By Service



\$554.4 MILLION
TOTAL PAYROLL

11,643
TOTAL PERSONNEL

Top Defense Personnel Locations

County	Active Duty	Civilian	National Guard	Reserve	Total
Multnomah	260	1,399	1,790	635	4,084
Marion	12	338	1,193	ND	ND
Clackamas	ND	185	607	389	ND
Klamath	92	233	865	0	1,190
Lane	31	140	339	282	792
Umatilla	0	157	290	0	447
Clatsop	ND	60	251	0	ND
Jackson	ND	36	254	0	ND
Washington	ND	34	161	ND	ND
Deschutes	ND	38	155	0	ND



TOP DEFENSE CONTRACT SPENDING LOCATIONS

(M = millions)

Multnomah
\$420.7 M

Clackamas
\$305.6 M

Washington
\$101.5 M

Marion
\$72.9 M

Klamath
\$31.4 M

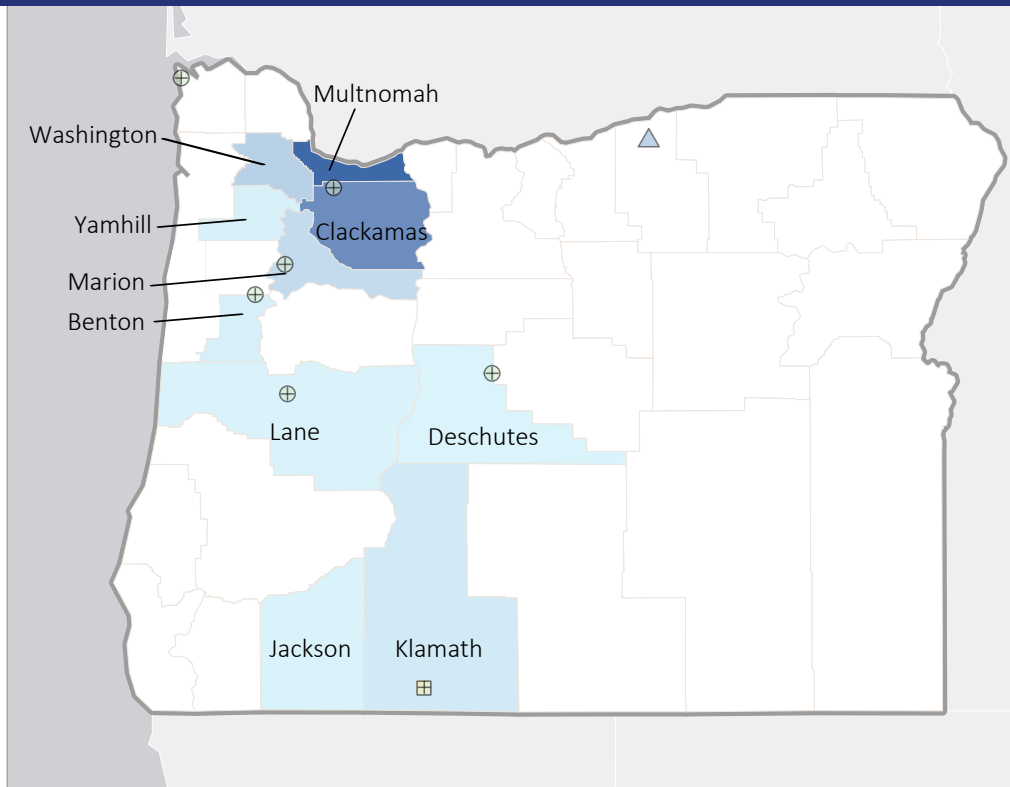
Benton
\$16.6 M

Yamhill
\$15.4 M

Lane
\$9.5 M

Jackson
\$9.4 M

Deschutes
\$6.2 M



TOP DEFENSE PERSONNEL SPENDING LOCATIONS

(M = millions)

Multnomah
\$241.7 M

Marion
\$72.2 M

Klamath
\$60.8 M

Clackamas
\$37.8 M

Lane
\$28.6 M

Umatilla
\$21.3 M

Wasco
\$14.0 M

Sherman
\$13.3 M

Clatsop
\$9.6 M

Jackson
\$8.1 M

