

OHIO

#18
\$11.7 B SPENT
IN STATE

#35
1.3% OF
STATE GDP

1.9%
OF TOTAL U.S.
DEFENSE SPENDING

\$995
PER
RESIDENT

#16
\$7.7 B CONTRACT
SPENDING

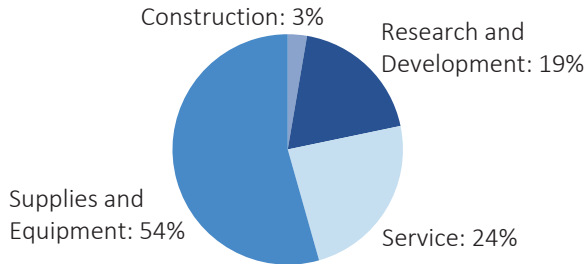
#12
\$232.7 M GRANT
SPENDING

#11
\$3.8 B PERSONNEL
SPENDING

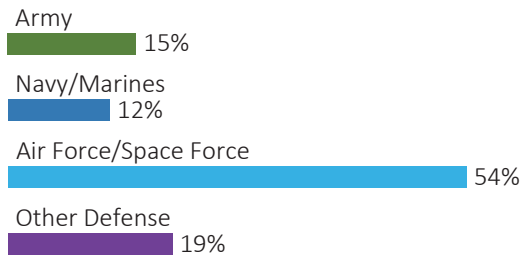
#11
59,427 NUMBER
OF PERSONNEL

DEFENSE CONTRACTS

By Type



By Service



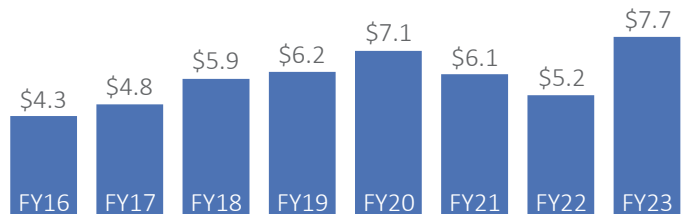
Top Defense Contractors

(M = millions, B = billions)

General Electric	\$1.4 B
Marathon Petroleum	\$310.2 M
L3Harris Technologies	\$236.0 M
University of Dayton	\$222.2 M
Messer Construction Co.	\$205.3 M
CFM International	\$177.8 M
Battelle Memorial Institute	\$174.1 M
Frontier Technology, Inc.	\$146.5 M
Wornick	\$133.7 M
Boeing	\$125.0 M

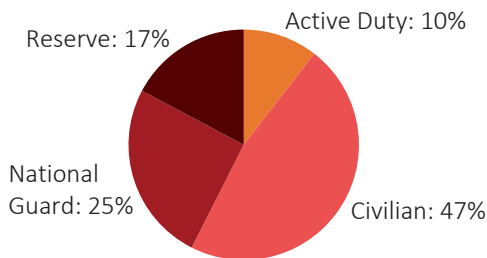
Contract Awards Performed

(By Fiscal Year, billions)

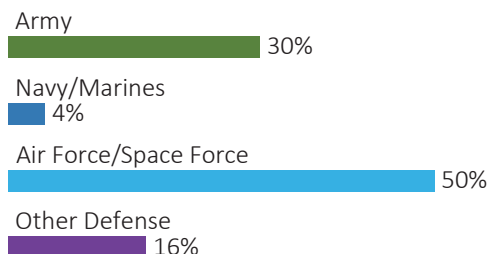


DEFENSE PERSONNEL

Allocations, By Type



Allocations, By Service



\$3.8 BILLION
TOTAL PAYROLL

59,427
TOTAL PERSONNEL

Top Defense Personnel Locations

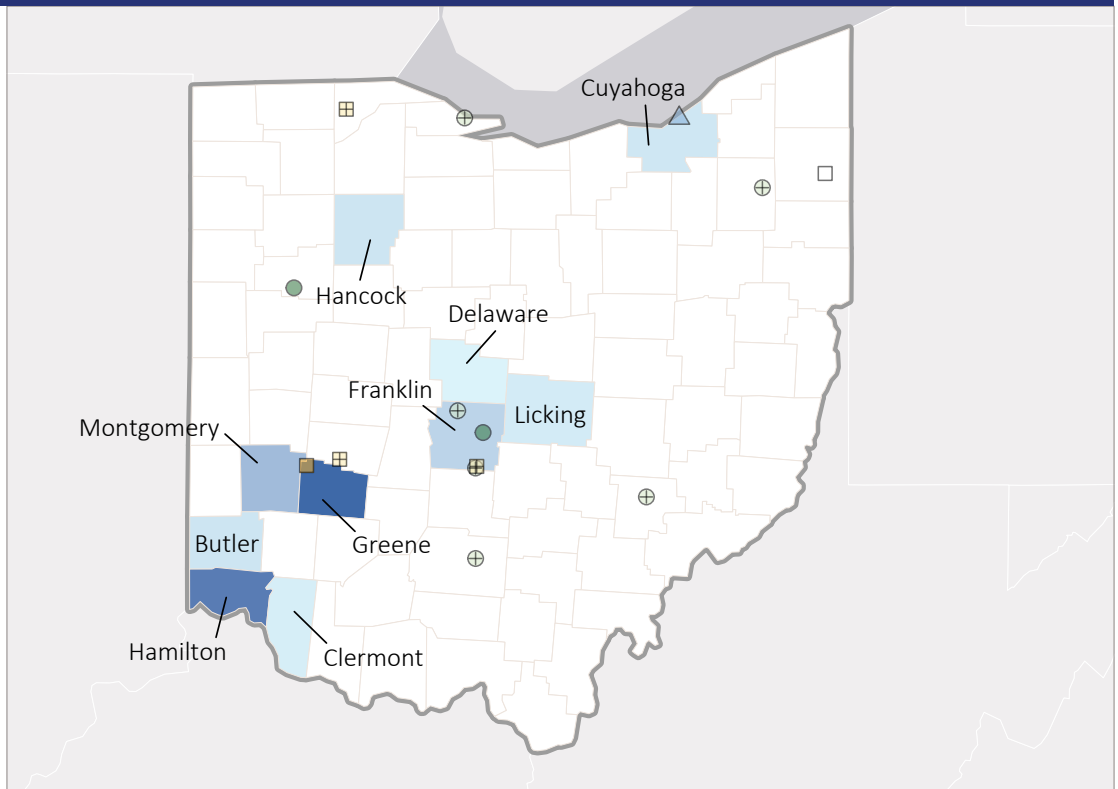
County	Active Duty	Civilian	National Guard	Reserve	Total
Greene	5,147	15,147	ND	2,338	ND
Franklin	356	6,057	3,703	2,656	12,772
Cuyahoga	206	2,018	355	171	2,750
Clark	ND	316	1,611	ND	ND
Hamilton	113	255	668	865	1,901
Trumbull	18	72	386	1,381	1,857
Stark	26	51	673	790	1,540
Summit	12	285	395	824	1,516
Richland	ND	240	1,257	ND	ND
Fulton	ND	0	1,011	0	ND



TOP DEFENSE CONTRACT SPENDING LOCATIONS

(M = millions, B = billions)

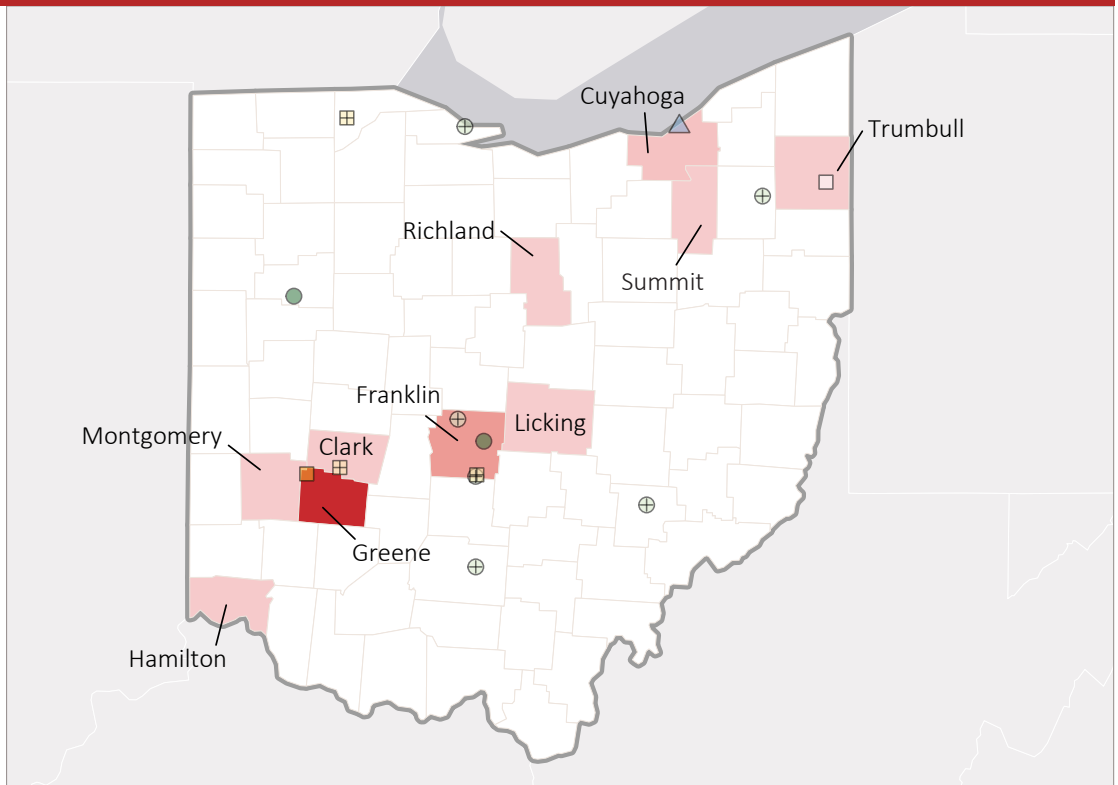
Greene	\$2.1 B
Hamilton	\$1.8 B
Montgomery	\$896.7 M
Franklin	\$541.4 M
Hancock	\$313.6 M
Butler	\$311.5 M
Cuyahoga	\$291.5 M
Licking	\$233.2 M
Clermont	\$193.3 M
Delaware	\$125.6 M



TOP DEFENSE PERSONNEL SPENDING LOCATIONS

(M = millions, B = billions)

Greene	\$2.1 B
Franklin	\$724.7 M
Cuyahoga	\$179.5 M
Clark	\$72.4 M
Hamilton	\$71.5 M
Montgomery	\$55.5 M
Summit	\$52.5 M
Trumbull	\$48.4 M
Richland	\$45.4 M
Licking	\$45.4 M



AF Active
 AF Guard
 AF Reserve
 Army Active
 Army Guard
 Army Reserve
 MC Active
 MC Reserve
 Navy Active
 Navy Reserve
 WHS