

NEBRASKA

#39
\$2.5 B SPENT
IN STATE

#31
1.4% OF
STATE GDP

0.4%
OF TOTAL U.S.
DEFENSE SPENDING

\$1,264
PER
RESIDENT

#40
\$1.4 B CONTRACT
SPENDING

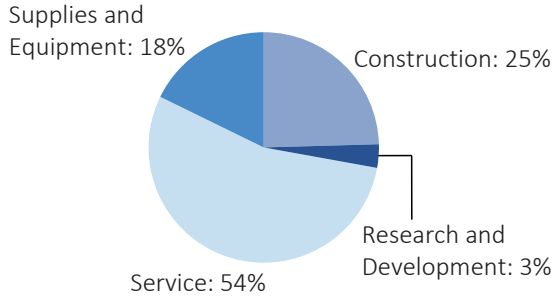
#43
\$61.1 M GRANT
SPENDING

#34
\$1.0 B PERSONNEL
SPENDING

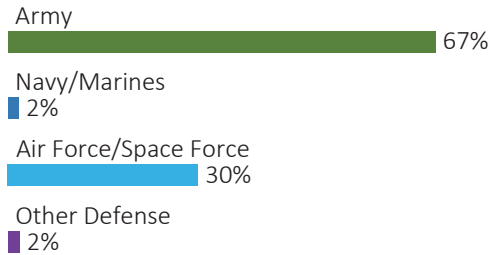
#36
16,514 NUMBER
OF PERSONNEL

DEFENSE CONTRACTS

By Type



By Service



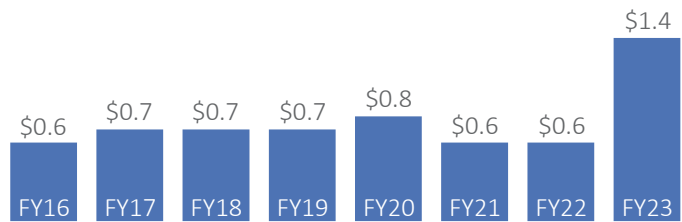
Top Defense Contractors

(M = millions)

Walsh Group	\$241.4 M
Turner Construction Company	\$200.0 M
General Dynamics	\$180.7 M
Peraton, Inc.	\$79.1 M
The Waldinger Corp.	\$66.0 M
Commonwealth Electric Co. of the Midwest	\$56.2 M
SAIC	\$38.9 M
Medvolt Tapa EC JV	\$37.2 M
E & K of Omaha, Inc.	\$22.5 M
Drake-Williams Steel, Inc.	\$18.2 M

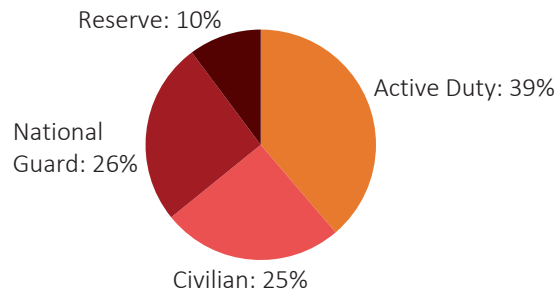
Contract Awards Performed

(By Fiscal Year, billions)

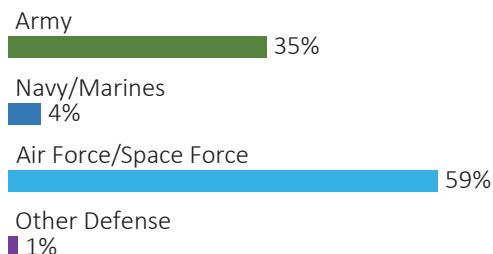


DEFENSE PERSONNEL

Allocations, By Type



Allocations, By Service



\$1.0 BILLION
TOTAL PAYROLL

16,514
TOTAL PERSONNEL

Top Defense Personnel Locations

County	Active Duty	Civilian	National Guard	Reserve	Total
Sarpy	6,252	2,560	129	551	9,492
Lancaster	33	489	1,994	201	2,717
Douglas	80	930	274	601	1,885
Saunders	0	32	656	0	688
Hall	ND	42	214	ND	ND
Adams	0	19	171	28	218
Buffalo	ND	ND	151	33	ND
Platte	0	ND	118	41	ND
Dodge	0	ND	0	141	ND
Madison	ND	13	87	20	ND

TOP DEFENSE CONTRACT SPENDING LOCATIONS

(M = millions, B = billions)

Sarpy
\$1.1 B

Lancaster
\$198.3 M

Douglas
\$46.3 M

Madison
\$11.9 M

Buffalo
\$8.2 M

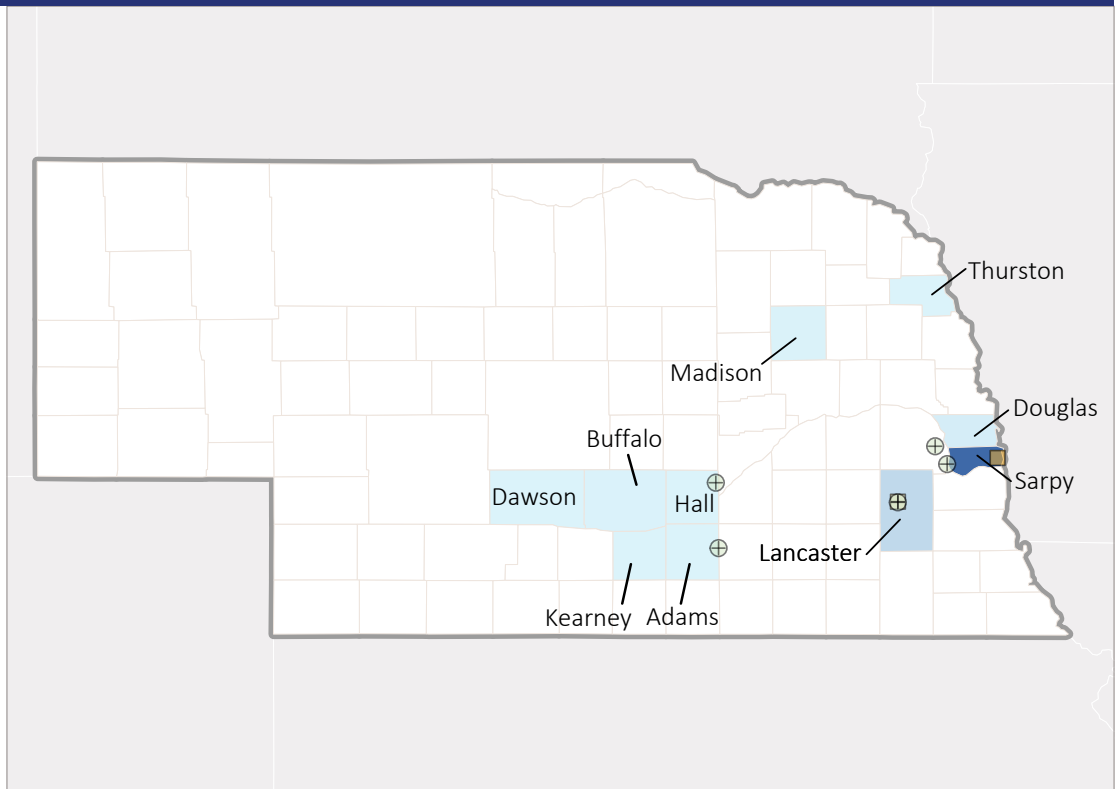
Adams
\$3.6 M

Dawson
\$3.2 M

Hall
\$3.0 M

Kearney
\$2.3 M

Thurston
\$2.2 M



TOP DEFENSE PERSONNEL SPENDING LOCATIONS

(M = millions)

Sarpy
\$744.8 M

Douglas
\$121.1 M

Lancaster
\$105.3 M

Saunders
\$21.4 M

Hall
\$8.5 M

Buffalo
\$5.1 M

Adams
\$5.0 M

Cedar
\$4.1 M

Platte
\$3.4 M

Dodge
\$3.2 M

