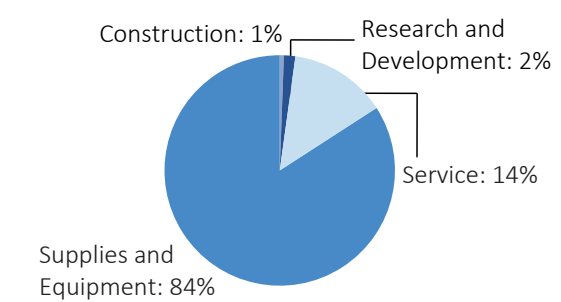



MISSISSIPPI

#22	#5	1.5%	\$3,043	#20	#24	#25	#23
\$8.9 B SPENT IN STATE	6.1% OF STATE GDP	OF TOTAL U.S. DEFENSE SPENDING	PER RESIDENT	\$7.0 B CONTRACT SPENDING	\$128.9 M GRANT SPENDING	\$1.8 B PERSONNEL SPENDING	35,016 NUMBER OF PERSONNEL
DEFENSE CONTRACTS							

By Type



By Service



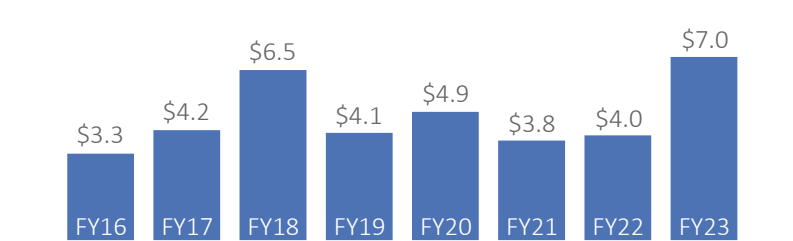
Top Defense Contractors

(M = millions, B = billions)

Huntington Ingalls	\$5.4 B
Vertex Aerospace, LLC	\$316.3 M
BAE Systems	\$118.4 M
Olin Corp.	\$78.9 M
Noble Supply & Logistics, LLC	\$77.8 M
M1 Support Services	\$77.4 M
ST Engineering	\$76.3 M
United States Marine, Inc.	\$64.9 M
Seemann Composites, Inc.	\$47.7 M
Taylor Defense Products, LLC	\$44.0 M

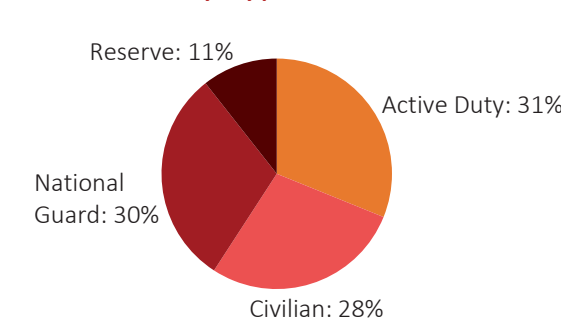
Contract Awards Performed

(By Fiscal Year, billions)

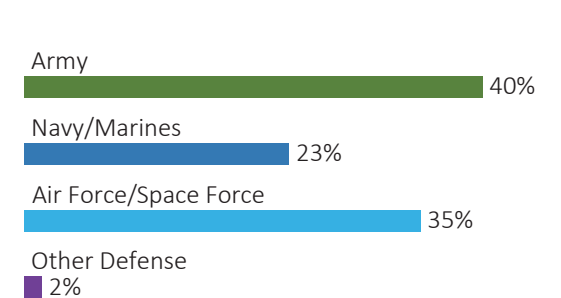


DEFENSE PERSONNEL

Allocations, By Type



Allocations, By Service



\$1.8 BILLION
TOTAL PAYROLL

35,016
TOTAL PERSONNEL

Top Defense Personnel Locations

County	Active Duty	Civilian	National Guard	Reserve	Total
Harrison	7,380	2,373	912	1,951	12,616
Lauderdale	1,040	627	1,251	269	3,187
Warren	ND	2,575	132	255	ND
Hinds	30	409	1,435	387	2,261
Lowndes	1,288	606	62	88	2,044
Hancock	551	1,276	50	ND	ND
Forrest	285	410	789	196	1,680
Rankin	ND	348	1,300	ND	ND
Jackson	56	613	124	24	817
Lee	ND	112	397	98	ND

MISSISSIPPI

FISCAL YEAR 2023



TOP DEFENSE CONTRACT SPENDING LOCATIONS

(M = millions, B = billions)

Jackson
\$5.5 B

Madison
\$330.3 M

Harrison
\$328.9 M

Warren
\$214.3 M

Lowndes
\$119.3 M

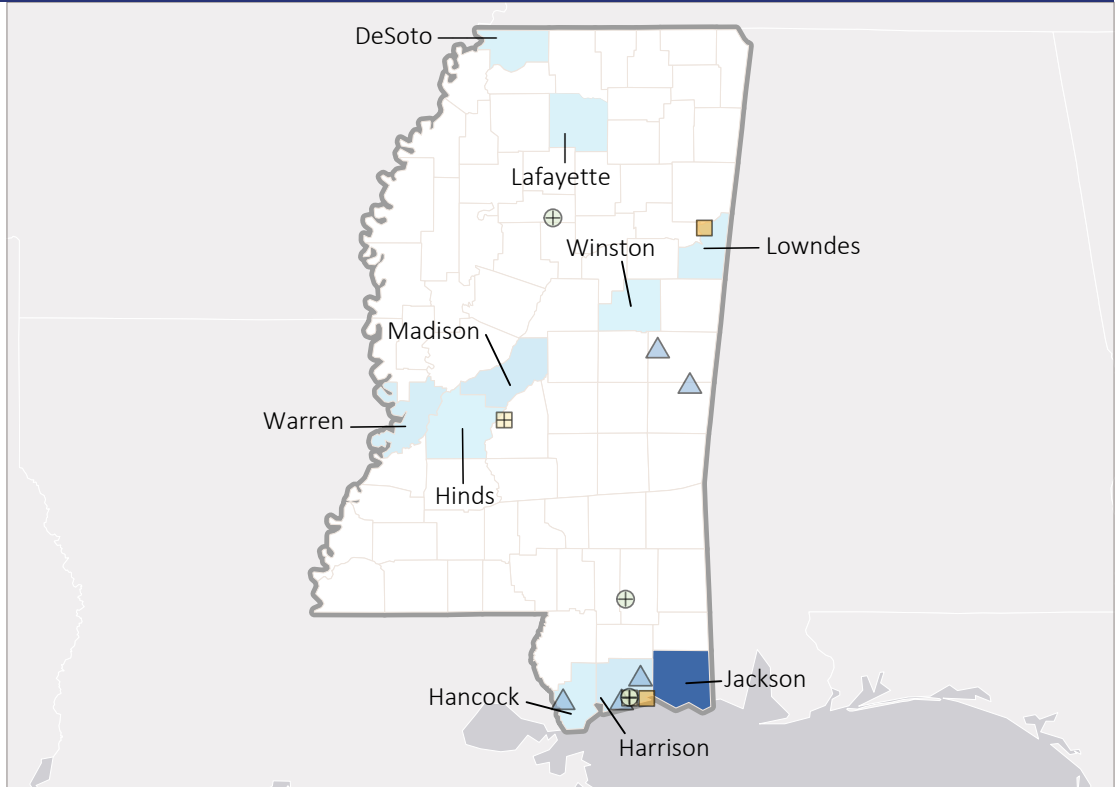
Hancock
\$111.3 M

Lafayette
\$86.7 M

DeSoto
\$78.4 M

Winston
\$44.6 M

Hinds
\$40.5 M



TOP DEFENSE PERSONNEL SPENDING LOCATIONS

(M = millions)

Harrison
\$635.5 M

Warren
\$253.8 M

Hancock
\$170.5 M

Lowndes
\$148.7 M

Lauderdale
\$140.5 M

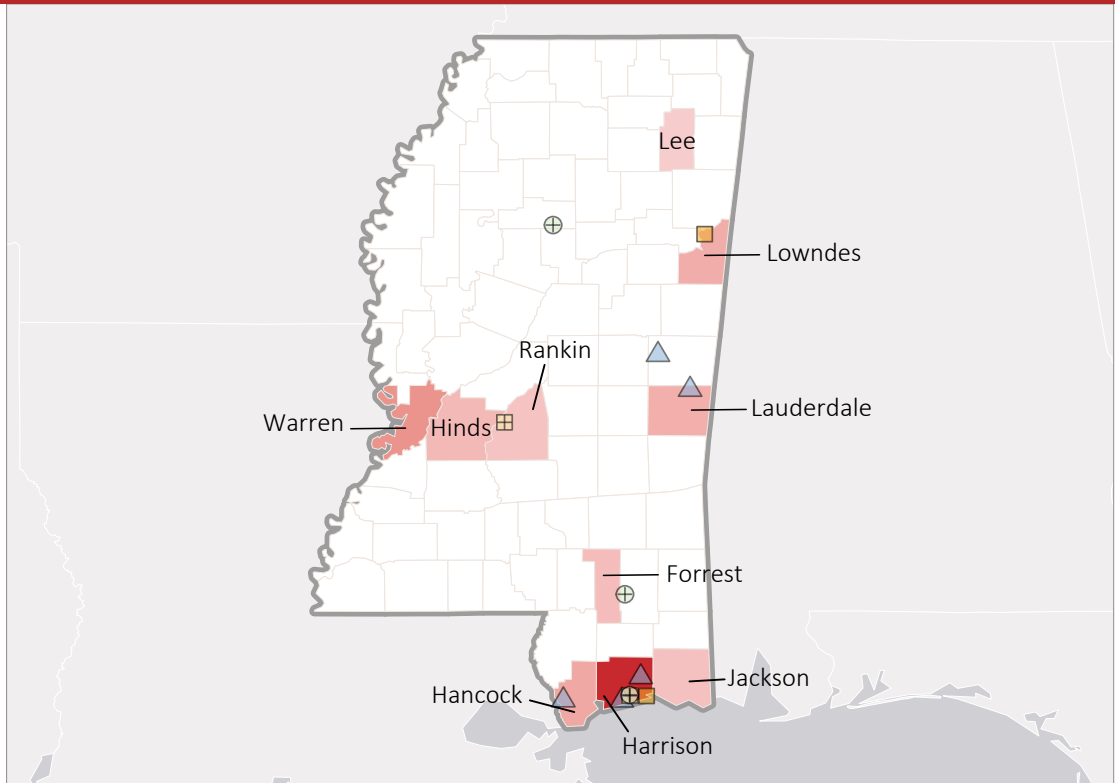
Hinds
\$101.6 M

Forrest
\$83.5 M

Jackson
\$67.9 M

Rankin
\$60.0 M

Lee
\$22.8 M



■ AF Active
 ▣ AF Guard
 □ AF Reserve
 ● Army Active
 ⊕ Army Guard
 ○ Army Reserve
 ◆ MC Active
 ◇ MC Reserve
 ▲ Navy Active
 △ Navy Reserve
 ✱ WHS