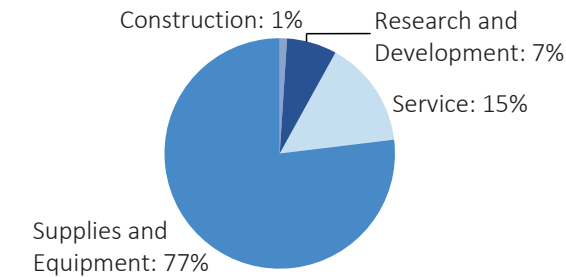


MINNESOTA

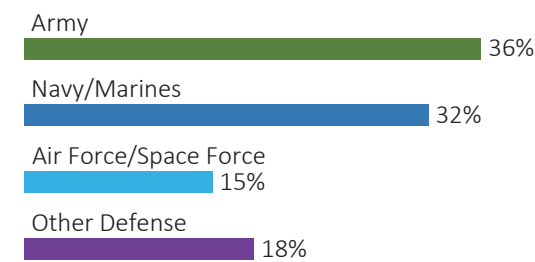
| | | | | | | | |
|---|------------------------------------|--|---------------------------------|--|---|---|---|
| #40 \$2.4 B SPENT IN STATE | #51 0.5% OF STATE GDP | 0.4% OF TOTAL U.S. DEFENSE SPENDING | \$415 PER RESIDENT | #39 \$1.5 B CONTRACT SPENDING | #15 \$208.9 M GRANT SPENDING | #40 \$0.7 B PERSONNEL SPENDING | #34 20,382 NUMBER OF PERSONNEL |
|---|------------------------------------|--|---------------------------------|--|---|---|---|

DEFENSE CONTRACTS

By Type



By Service



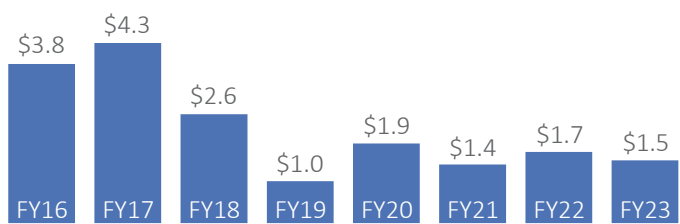
Top Defense Contractors

(M = millions)

| | |
|--------------------|-----------|
| BAE Systems | \$245.8 M |
| Northrop Grumman | \$226.7 M |
| Honeywell | \$126.6 M |
| Cummins | \$116.5 M |
| Nidec Corporation | \$70.1 M |
| General Dynamics | \$63.8 M |
| Polaris, Inc. | \$62.5 M |
| Collins Aerospace | \$55.9 M |
| UnitedHealth Group | \$45.3 M |
| 3M | \$34.1 M |

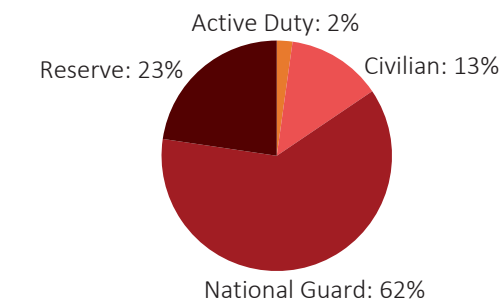
Contract Awards Performed

(By Fiscal Year, billions)

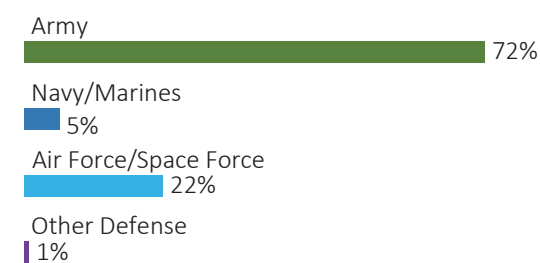


DEFENSE PERSONNEL

Allocations, By Type



Allocations, By Service



\$660.7 MILLION
TOTAL PAYROLL

20,382
TOTAL PERSONNEL

Top Defense Personnel Locations

| County | Active Duty | Civilian | National Guard | Reserve | Total |
|------------|-------------|----------|----------------|---------|-------|
| Hennepin | 283 | 637 | 1,832 | 3,199 | 5,951 |
| Ramsey | 24 | 930 | 1,940 | 707 | 3,601 |
| Morrison | ND | 444 | 1,600 | 0 | ND |
| St. Louis | 17 | 264 | 1,374 | 76 | 1,731 |
| Dakota | 12 | 69 | 796 | 0 | 877 |
| Washington | ND | 27 | 652 | ND | ND |
| Stearns | 18 | 99 | 418 | 118 | 653 |
| Blue Earth | 13 | 14 | 216 | 117 | 360 |
| Crow Wing | ND | 23 | 191 | 78 | ND |
| Isanti | ND | ND | 250 | 24 | ND |

MINNESOTA

FISCAL YEAR 2023



TOP DEFENSE CONTRACT SPENDING LOCATIONS

(M = millions)

Hennepin
\$726.1 M

Anoka
\$435.1 M

Dakota
\$107.3 M

Ramsey
\$72.1 M

Nicollet
\$70.1 M

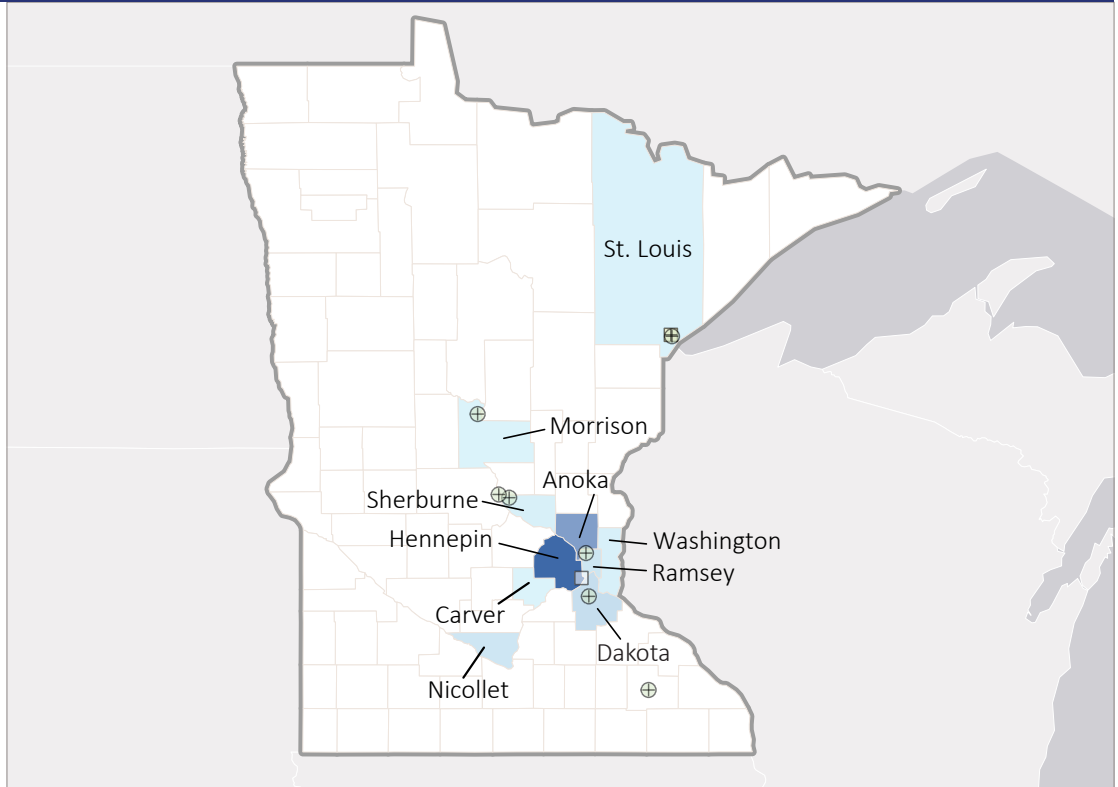
Sherburne
\$22.9 M

Washington
\$19.2 M

St. Louis
\$10.3 M

Carver
\$8.5 M

Morrison
\$6.4 M



TOP DEFENSE PERSONNEL SPENDING LOCATIONS

(M = millions)

Hennepin
\$242.7 M

Ramsey
\$137.7 M

Morrison
\$60.1 M

St. Louis
\$58.7 M

Dakota
\$23.1 M

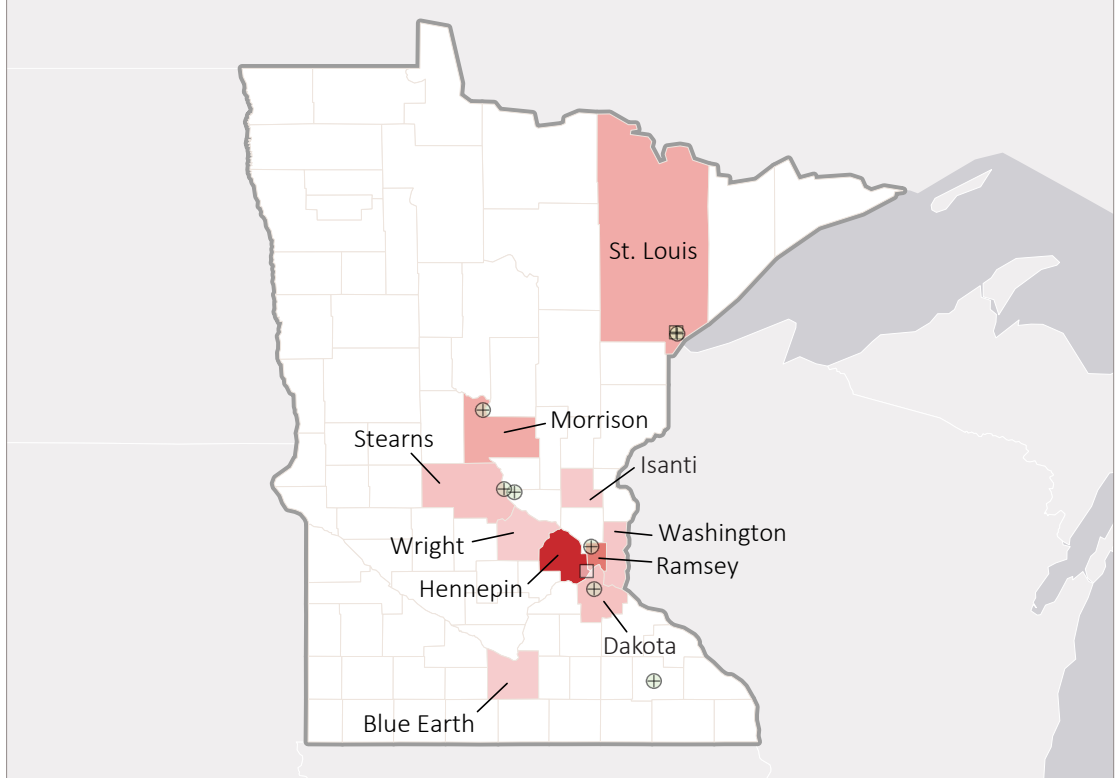
Stearns
\$22.3 M

Washington
\$14.3 M

Isanti
\$10.4 M

Wright
\$8.4 M

Blue Earth
\$7.1 M



■ AF Active
 ⊕ AF Guard
 □ AF Reserve
 ● Army Active
 ⊕ Army Guard
 ○ Army Reserve
 ◆ MC Active
 ◇ MC Reserve
 ▲ Navy Active
 △ Navy Reserve
 ✱ WHS