

MAINE

#32
\$4.2 B SPENT
IN STATE

#10
4.6% OF
STATE GDP

0.7%
OF TOTAL U.S.
DEFENSE SPENDING

\$3,017
PER
RESIDENT

#29
\$3.3 B CONTRACT
SPENDING

#51
\$34.7 M GRANT
SPENDING

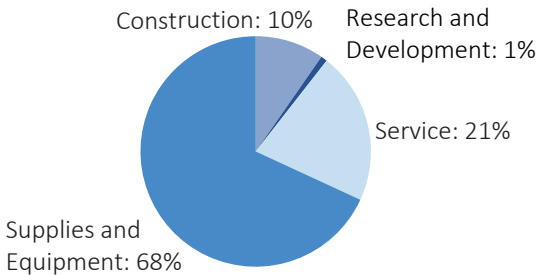
#36
\$0.9 B PERSONNEL
SPENDING

#42
12,357 NUMBER
OF PERSONNEL




DEFENSE CONTRACTS

By Type



By Service



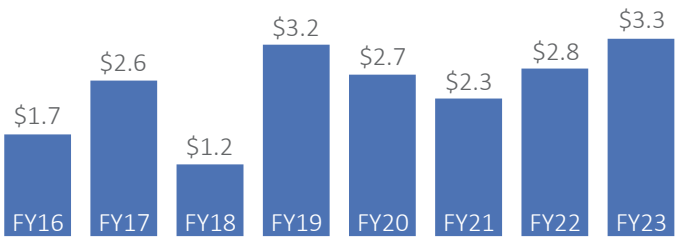
Top Defense Contractors

(M = millions, B = billions)

General Dynamics	\$2.1 B
Martin's Point Health Care	\$416.1 M
381 Constructors	\$274.4 M
City of Bangor	\$35.5 M
Rheinmetall AG	\$29.5 M
Nadiad, Inc.	\$28.8 M
Bristol Bay Native Corp.	\$27.0 M
The Nutmeg Companies, Inc.	\$22.6 M
Precision Partners, LLC	\$19.4 M
CACI	\$17.6 M

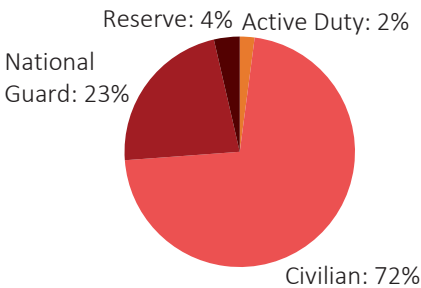
Contract Awards Performed

(By Fiscal Year, billions)

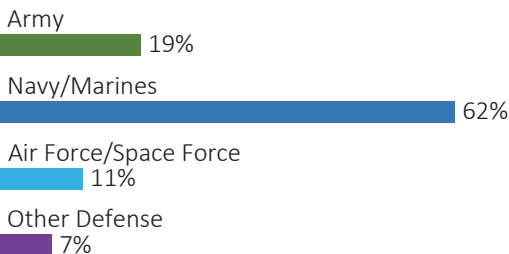


DEFENSE PERSONNEL

Allocations, By Type



Allocations, By Service



\$900.8 MILLION
TOTAL PAYROLL

12,357
TOTAL PERSONNEL

Top Defense Personnel Locations

County	Active Duty	Civilian	National Guard	Reserve	Total
York	19	7,180	91	140	7,430
Penobscot	14	359	1,449	134	1,956
Kennebec	12	196	637	ND	ND
Aroostook	ND	626	79	0	ND
Cumberland	51	83	302	84	520
Sagadahoc	20	314	0	ND	ND
Androscoggin	ND	19	84	85	ND
Oxford	0	0	93	0	93
Washington	ND	75	0	0	ND
Somerset	11	ND	53	0	ND



TOP DEFENSE CONTRACT SPENDING LOCATIONS

(M = millions, B = billions)

Sagadahoc
\$2.1 B

York
\$589.7 M

Cumberland
\$459.4 M

Penobscot
\$61.8 M

Kennebec
\$31.9 M

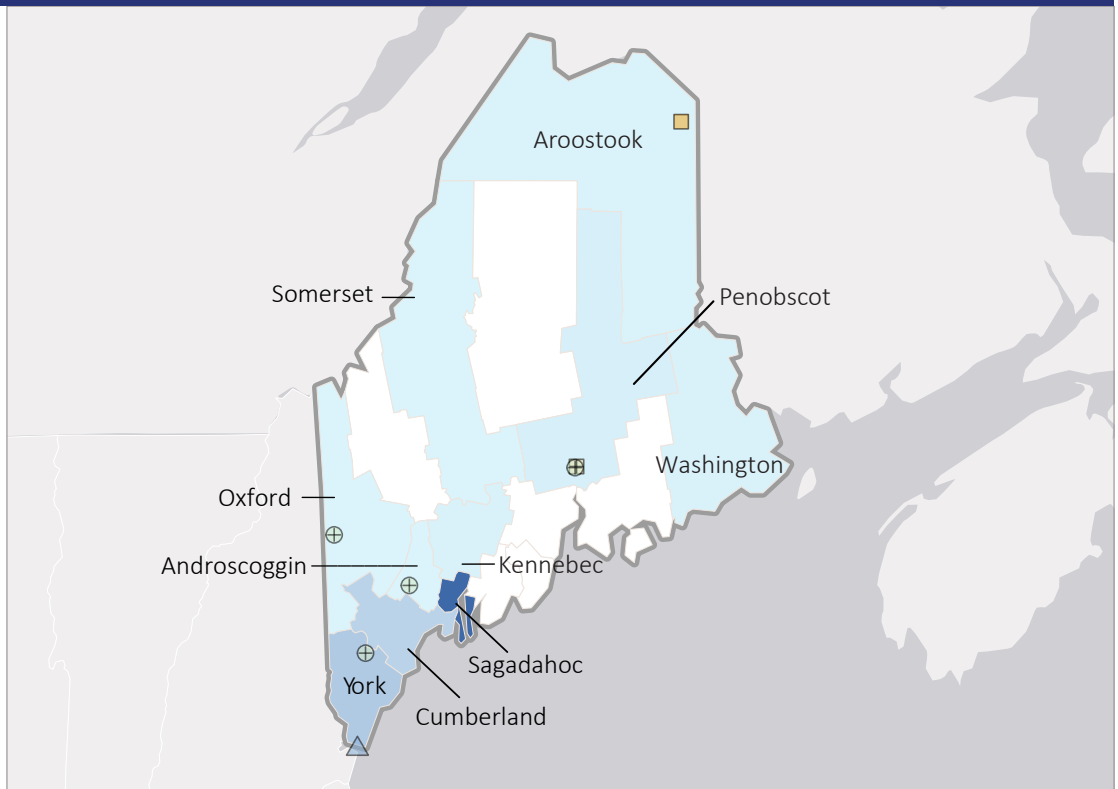
Washington
\$28.5 M

Aroostook
\$16.0 M

Oxford
\$5.6 M

Somerset
\$3.0 M

Androscoggin
\$2.6 M



TOP DEFENSE PERSONNEL SPENDING LOCATIONS

(M = millions)

York
\$662.9 M

Penobscot
\$74.6 M

Kennebec
\$41.1 M

Sagadahoc
\$38.2 M

Aroostook
\$36.5 M

Cumberland
\$22.0 M

Washington
\$6.0 M

Androscoggin
\$4.3 M

Hancock
\$2.0 M

Oxford
\$1.7 M

