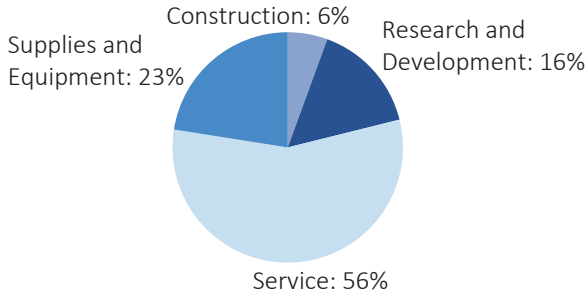


# MARYLAND

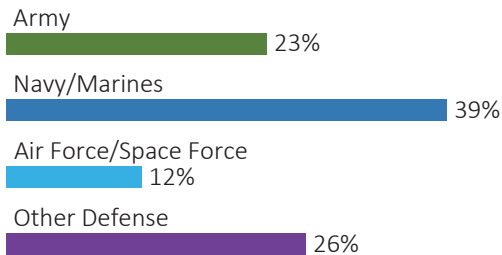
#5 \$27.8 B SPENT IN STATE	#7 5.4% OF STATE GDP	4.6% OF TOTAL U.S. DEFENSE SPENDING	\$4,491 PER RESIDENT	#6 \$18.3 B CONTRACT SPENDING	#2 \$781.9 M GRANT SPENDING	#5 \$8.7 B PERSONNEL SPENDING	#8 93,351 NUMBER OF PERSONNEL
----------------------------------	----------------------------	---	----------------------------	-------------------------------------	-----------------------------------	-------------------------------------	-------------------------------------

## DEFENSE CONTRACTS

### By Type



### By Service



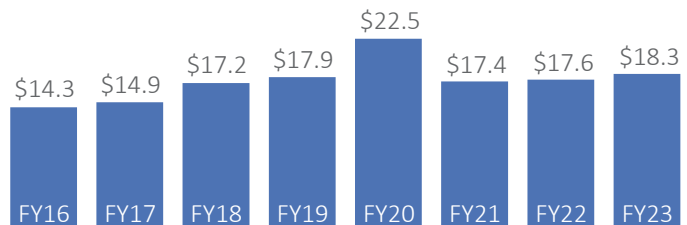
### Top Defense Contractors

(M = millions, B = billions)

Northrop Grumman	\$1.7 B
Johns Hopkins University	\$1.4 B
Leidos	\$494.5 M
Johns Hopkins Health System Corp.	\$473.7 M
Amentum Services, Inc.	\$463.3 M
Vertex Aerospace, LLC	\$386.7 M
Booz Allen Hamilton	\$374.1 M
Balfour Beatty, PLC	\$335.8 M
Textron, Inc.	\$322.2 M
KBR	\$289.9 M

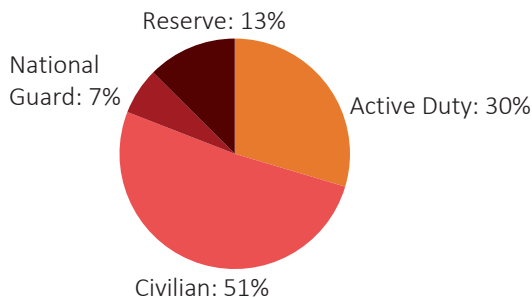
### Contract Awards Performed

(By Fiscal Year, billions)

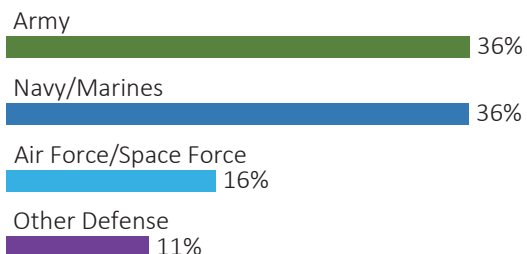


## DEFENSE PERSONNEL

### Allocations, By Type



### Allocations, By Service



**\$8.7 BILLION**  
TOTAL PAYROLL

**93,351**  
TOTAL PERSONNEL

### Top Defense Personnel Locations

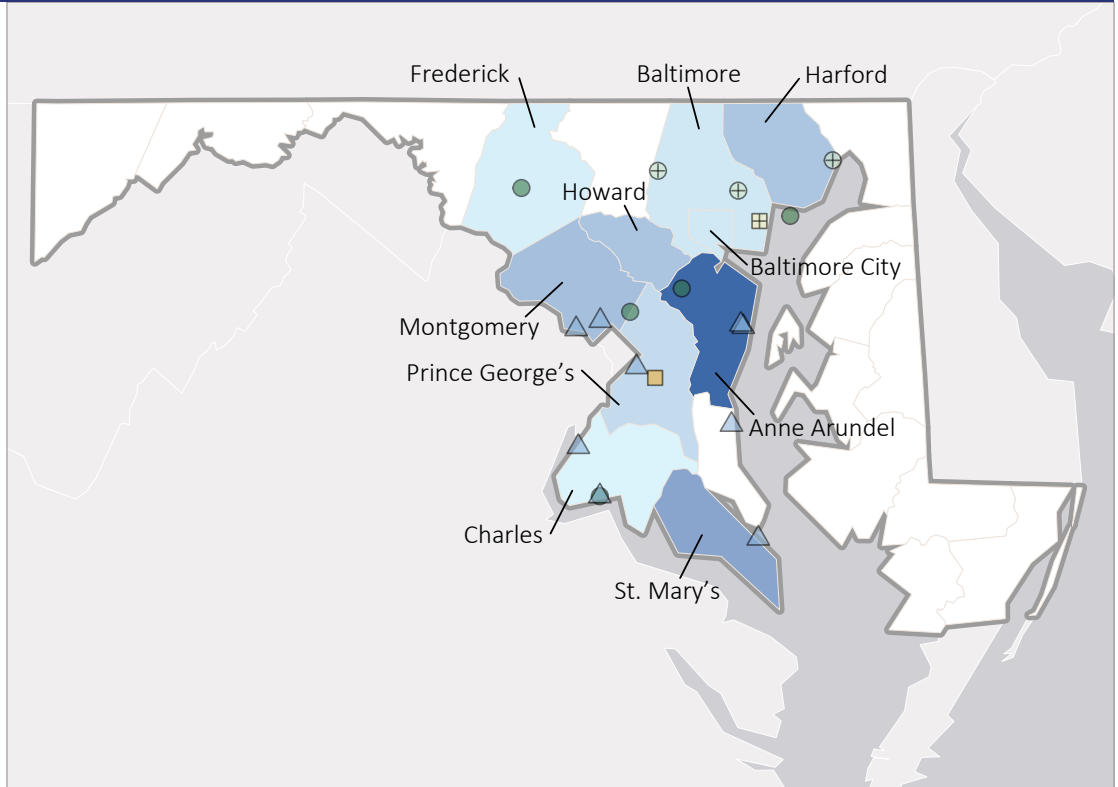
County	Active Duty	Civilian	National Guard	Reserve	Total
Anne Arundel	12,273	8,988	430	3,600	25,291
Prince George's	4,654	4,759	989	4,242	14,644
Harford	801	10,836	965	565	13,167
St. Mary's	2,163	10,190	60	18	12,431
Montgomery	4,405	6,408	86	583	11,482
Charles	518	2,505	93	834	3,950
Frederick	1,081	2,288	79	170	3,618
Baltimore	96	390	2,245	450	3,181
Baltimore City	125	1,036	364	1,103	2,628
Allegany	983	11	0	113	1,107



### TOP DEFENSE CONTRACT SPENDING LOCATIONS

(M = millions, B = billions)

Anne Arundel	<b>\$5.4 B</b>
St. Mary's	<b>\$3.1 B</b>
Montgomery	<b>\$2.2 B</b>
Howard	<b>\$2.0 B</b>
Harford	<b>\$1.9 B</b>
Prince George's	<b>\$1.2 B</b>
Baltimore	<b>\$730.9 M</b>
Baltimore City	<b>\$670.2 M</b>
Frederick	<b>\$486.4 M</b>
Charles	<b>\$341.5 M</b>



### TOP DEFENSE PERSONNEL SPENDING LOCATIONS

(M = millions, B = billions)

Anne Arundel	<b>\$2.2 B</b>
St. Mary's	<b>\$1.5 B</b>
Harford	<b>\$1.4 B</b>
Montgomery	<b>\$1.2 B</b>
Prince George's	<b>\$1.2 B</b>
Frederick	<b>\$356.3 M</b>
Charles	<b>\$336.6 M</b>
Baltimore City	<b>\$159.9 M</b>
Baltimore	<b>\$129.4 M</b>
Allegany	<b>\$94.7 M</b>

