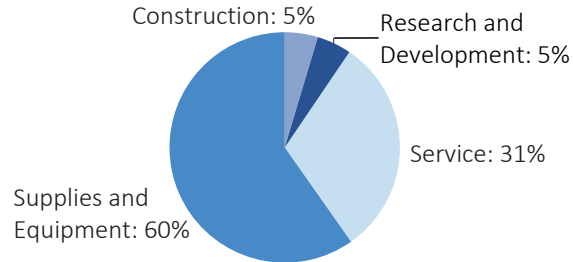


KANSAS

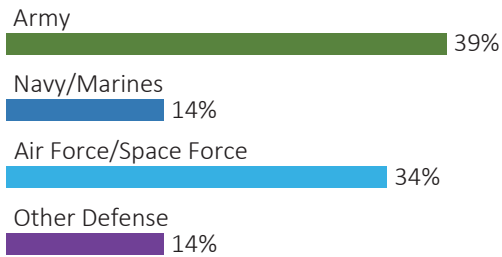
#35 \$3.9 B SPENT IN STATE	#27 1.7% OF STATE GDP	0.6% OF TOTAL U.S. DEFENSE SPENDING	\$1,328 PER RESIDENT	#38 \$1.6 B CONTRACT SPENDING	#28 \$121.6 M GRANT SPENDING	#22 \$2.2 B PERSONNEL SPENDING	#21 36,650 NUMBER OF PERSONNEL
---	------------------------------------	--	-----------------------------------	--	---	---	---

DEFENSE CONTRACTS

By Type



By Service



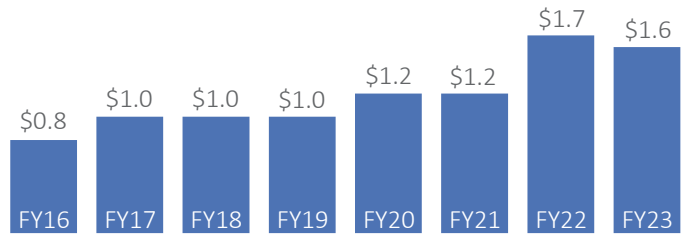
Top Defense Contractors

(M = millions)

General Electric	\$364.8 M
Textron, Inc.	\$246.7 M
Bombardier, Inc.	\$87.1 M
Leading Technology Composites	\$78.4 M
Northrop Grumman	\$74.3 M
Envision Industries, Inc.	\$54.9 M
Spirit Aerosystems Holdings, Inc.	\$34.7 M
MMC Corp.	\$33.0 M
Day & Zimmermann Group, Inc.	\$30.3 M
Booz Allen Hamilton	\$19.6 M

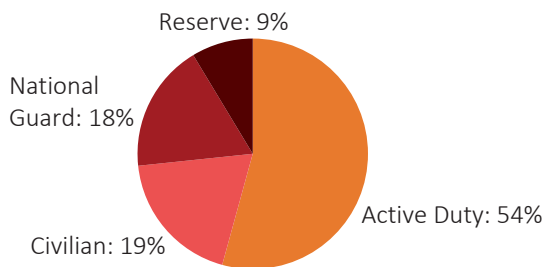
Contract Awards Performed

(By Fiscal Year, billions)

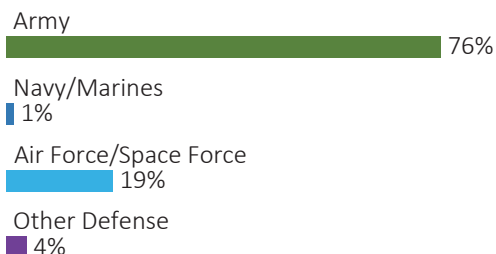


DEFENSE PERSONNEL

Allocations, By Type



Allocations, By Service



\$2.2 BILLION
TOTAL PAYROLL

36,650
TOTAL PERSONNEL

Top Defense Personnel Locations

County	Active Duty	Civilian	National Guard	Reserve	Total
Geary	14,084	2,266	136	114	16,600
Sedgwick	2,729	993	1,789	1,549	7,060
Leavenworth	2,863	2,490	307	294	5,954
Shawnee	14	554	1,864	298	2,730
Johnson	30	119	373	321	843
Riley	35	256	252	136	679
Saline	ND	56	226	74	ND
Douglas	52	27	105	74	258
Wyandotte	ND	35	172	ND	ND
Ellis	ND	12	64	88	ND



TOP DEFENSE CONTRACT SPENDING LOCATIONS

(M = millions)

Sedgwick
\$639.5 M

Cowley
\$368.0 M

Leavenworth
\$203.2 M

Geary
\$145.0 M

Johnson
\$92.9 M

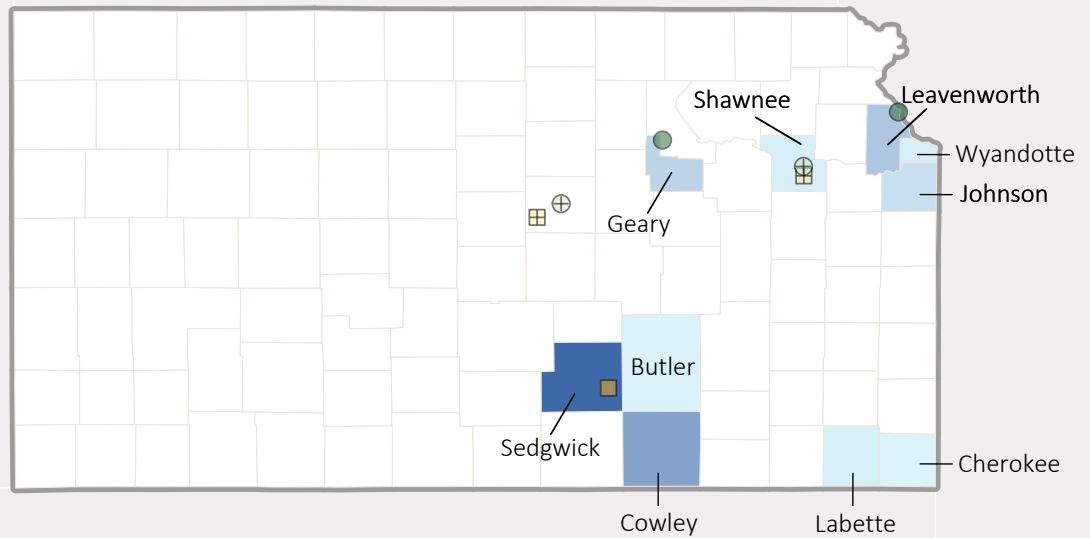
Shawnee
\$32.6 M

Labette
\$30.3 M

Wyandotte
\$25.9 M

Butler
\$12.3 M

Cherokee
\$9.9 M



TOP DEFENSE PERSONNEL SPENDING LOCATIONS

(M = millions, B = billions)

Geary
\$1.0 B

Leavenworth
\$561.5 M

Sedgwick
\$351.5 M

Shawnee
\$112.4 M

Riley
\$31.1 M

Johnson
\$25.4 M

Saline
\$12.8 M

Douglas
\$11.7 M

Wyandotte
\$6.9 M

Ellis
\$4.7 M

