

INDIANA

#28
\$6.4 B SPENT
IN STATE

#38
1.3% OF
STATE GDP

1.1%
OF TOTAL U.S.
DEFENSE SPENDING

\$940
PER
RESIDENT

#24
\$4.7 B CONTRACT
SPENDING

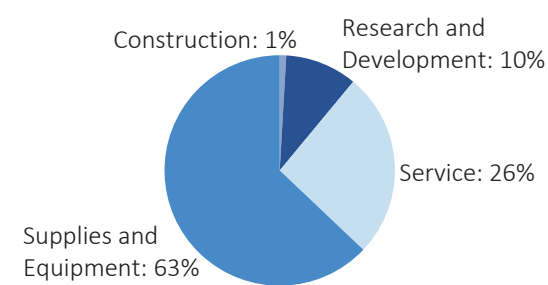
#14
\$212.1 M GRANT
SPENDING

#29
\$1.6 B PERSONNEL
SPENDING

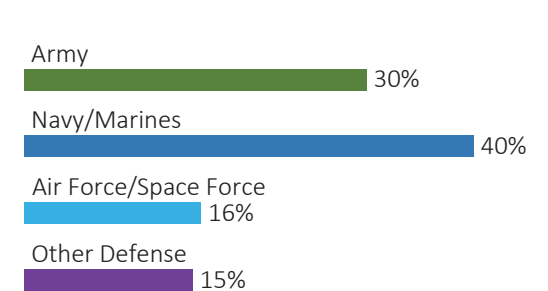
#27
29,229 NUMBER
OF PERSONNEL

DEFENSE CONTRACTS

By Type



By Service



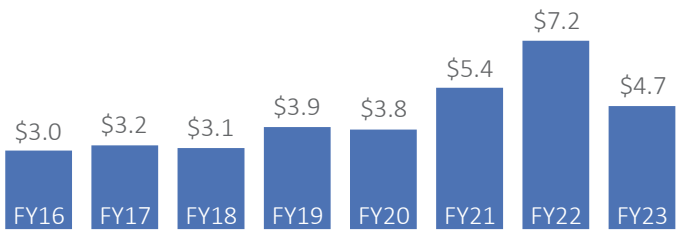
Top Defense Contractors

(M = millions, B = billions)

AM General, LLC	\$1.1 B
Rolls-Royce Corp.	\$1.0 B
ERAPSCO	\$303.4 M
RTX Corporation	\$192.2 M
AmeriQual Group, LLC	\$177.5 M
Allison Transmission, Inc.	\$169.0 M
SAIC	\$152.2 M
BAE Systems	\$92.2 M
Cummins	\$87.1 M
Calumet Specialty Products Partners, LP	\$75.9 M

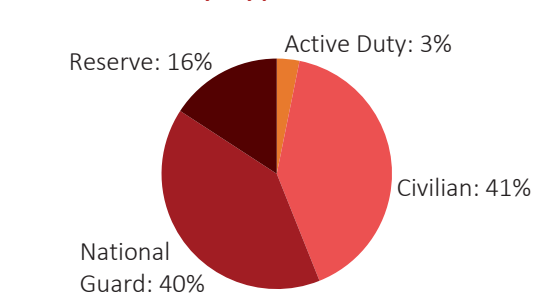
Contract Awards Performed

(By Fiscal Year, billions)

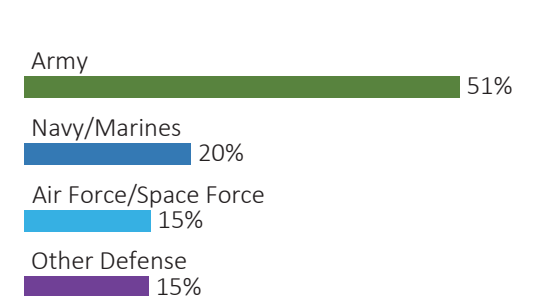


DEFENSE PERSONNEL

Allocations, By Type



Allocations, By Service



\$1.6 BILLION
TOTAL PAYROLL

29,229
TOTAL PERSONNEL

Top Defense Personnel Locations

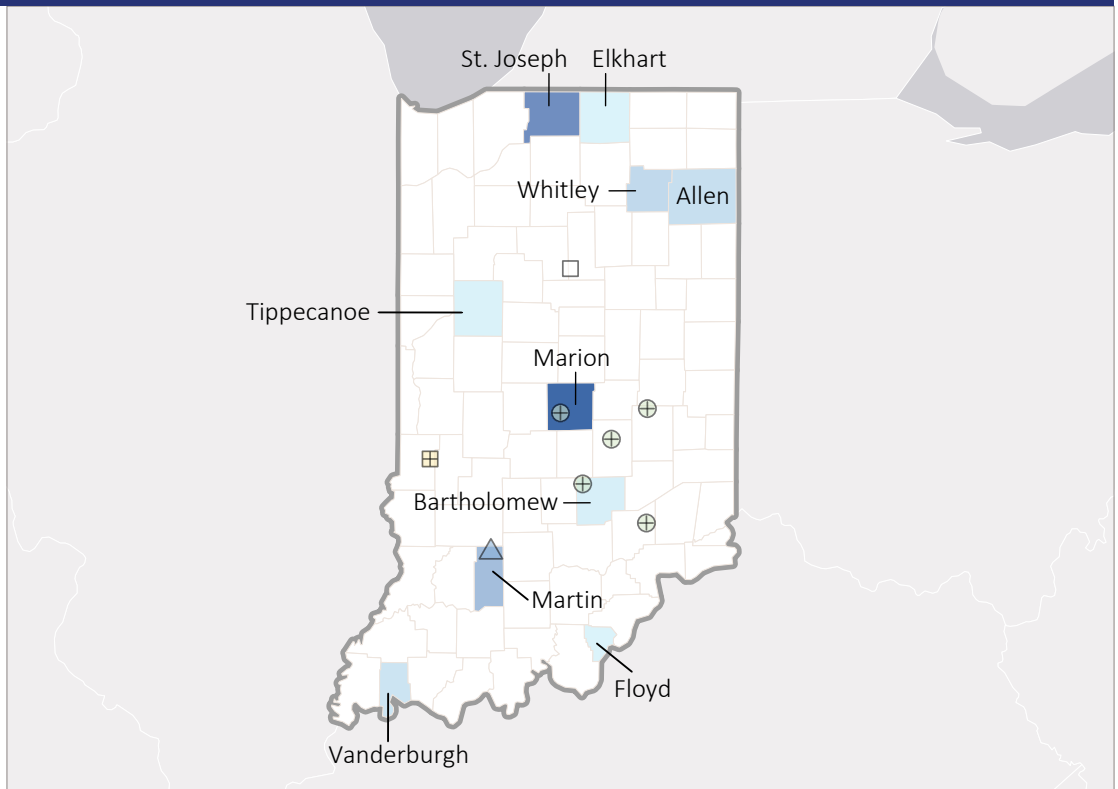
County	Active Duty	Civilian	National Guard	Reserve	Total
Marion	225	4,035	2,146	1,181	7,587
Martin	59	4,905	0	0	4,964
Johnson	293	340	1,300	303	2,236
Miami	16	471	41	1,572	2,100
Allen	24	233	1,381	277	1,915
Vigo	27	125	895	146	1,193
Lake	ND	65	466	209	ND
Tippecanoe	85	35	389	128	637
St. Joseph	61	57	270	237	625
Hamilton	ND	584	0	ND	ND



TOP DEFENSE CONTRACT SPENDING LOCATIONS

(M = millions, B = billions)

Marion	\$1.6 B
St. Joseph	\$1.2 B
Martin	\$621.9 M
Whitley	\$309.4 M
Allen	\$247.4 M
Vanderburgh	\$188.6 M
Bartholomew	\$75.4 M
Tippecanoe	\$42.6 M
Elkhart	\$35.0 M
Floyd	\$30.6 M



TOP DEFENSE PERSONNEL SPENDING LOCATIONS

(M = millions)

Martin	\$490.3 M
Marion	\$457.6 M
Johnson	\$99.1 M
Miami	\$76.5 M
Allen	\$57.6 M
Hamilton	\$55.7 M
Vigo	\$41.8 M
Hancock	\$29.2 M
Tippecanoe	\$22.2 M
St. Joseph	\$21.5 M

