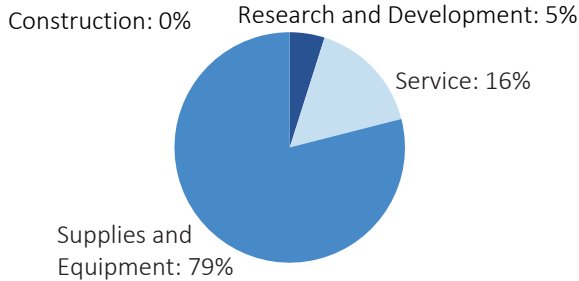


IOWA

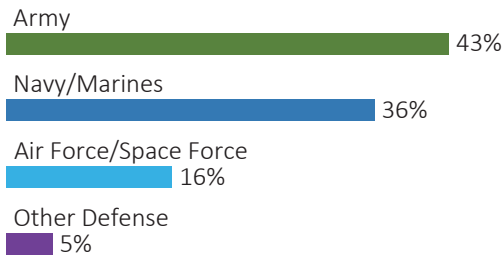
#36 \$3.4 B SPENT IN STATE	#34 1.4% OF STATE GDP	0.6% OF TOTAL U.S. DEFENSE SPENDING	\$1,055 PER RESIDENT	#32 \$2.9 B CONTRACT SPENDING	#34 \$90.0 M GRANT SPENDING	#47 \$0.4 B PERSONNEL SPENDING	#41 12,946 NUMBER OF PERSONNEL
---	------------------------------------	--	-----------------------------------	--	--	---	---

DEFENSE CONTRACTS

By Type



By Service



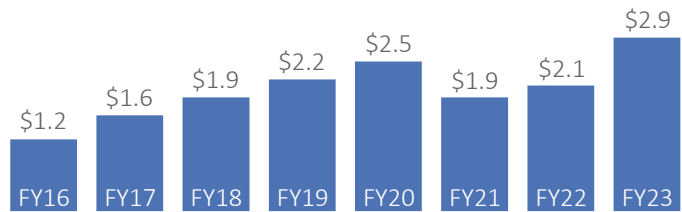
Top Defense Contractors

(M = millions, B = billions)

Collins Aerospace	\$1.3 B
Day & Zimmermann Group, Inc.	\$679.1 M
Data Link Solutions, LLC	\$305.8 M
BAE Systems	\$245.4 M
Jeffries Global, Inc.	\$84.6 M
Eaton Corp.	\$69.9 M
Employee Owned Brands, Inc.	\$30.0 M
Lockheed Martin	\$22.8 M
Carver Pump Co.	\$21.1 M
Regency Consulting, Inc.	\$13.0 M

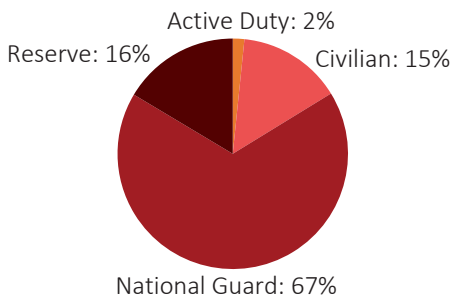
Contract Awards Performed

(By Fiscal Year, billions)



DEFENSE PERSONNEL

Allocations, By Type



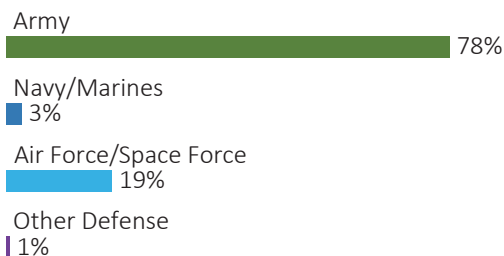
\$417.7 MILLION
TOTAL PAYROLL

12,946
TOTAL PERSONNEL

Top Defense Personnel Locations

County	Active Duty	Civilian	National Guard	Reserve	Total
Polk	81	706	3,219	761	4,767
Woodbury	ND	268	1,095	68	ND
Scott	ND	374	511	250	ND
Linn	ND	113	316	391	ND
Black Hawk	11	69	369	70	519
Johnson	20	38	400	ND	ND
Boone	0	56	401	0	457
Dallas	14	ND	91	257	ND
Dubuque	ND	37	147	106	ND
Pottawattamie	ND	14	212	59	ND

Allocations, By Service



TOP DEFENSE CONTRACT SPENDING LOCATIONS

(M = millions, B = billions)

Linn
\$1.8 B

Des Moines
\$701.2 M

Polk
\$96.0 M

Scott
\$75.7 M

Johnson
\$37.8 M

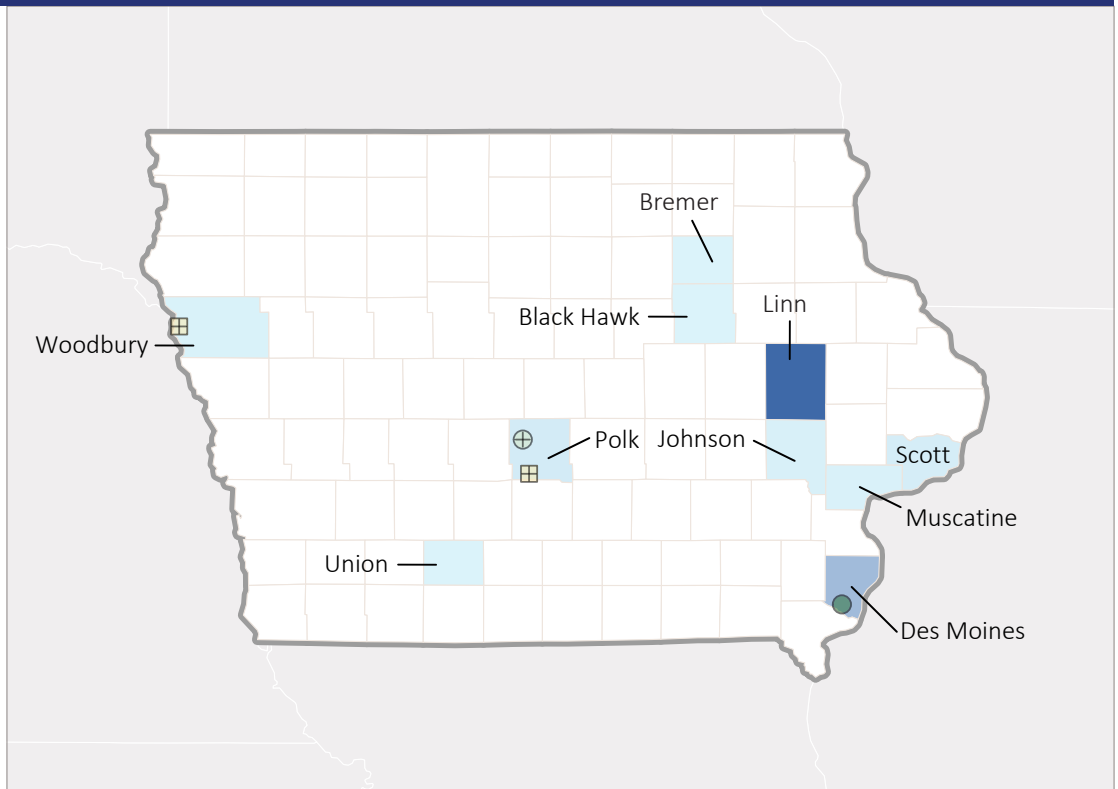
Muscatine
\$26.8 M

Woodbury
\$20.4 M

Union
\$4.6 M

Black Hawk
\$2.7 M

Bremer
\$2.3 M



TOP DEFENSE PERSONNEL SPENDING LOCATIONS

(M = millions)

Polk
\$179.0 M

Woodbury
\$45.8 M

Scott
\$45.0 M

Linn
\$28.5 M

Johnson
\$15.2 M

Black Hawk
\$13.0 M

Boone
\$12.9 M

Dallas
\$7.7 M

Webster
\$7.0 M

Dubuque
\$6.9 M

