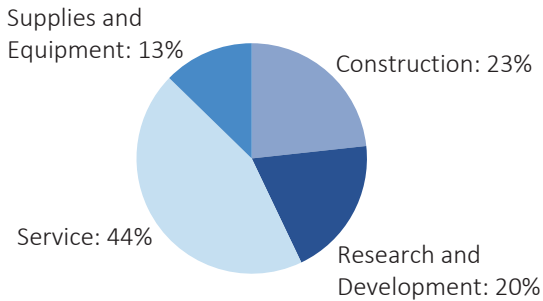


DELAWARE

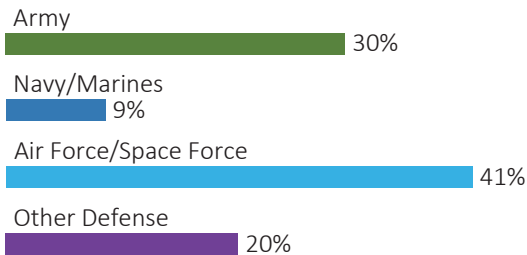
#49 \$0.8 B SPENT IN STATE	#46 0.8% OF STATE GDP	0.1% OF TOTAL U.S. DEFENSE SPENDING	\$741 PER RESIDENT	#50 \$0.2 B CONTRACT SPENDING	#48 \$57.3 M GRANT SPENDING	#44 \$0.5 B PERSONNEL SPENDING	#45 9,719 NUMBER OF PERSONNEL
---	------------------------------------	--	---------------------------------	--	--	---	--

DEFENSE CONTRACTS

By Type



By Service



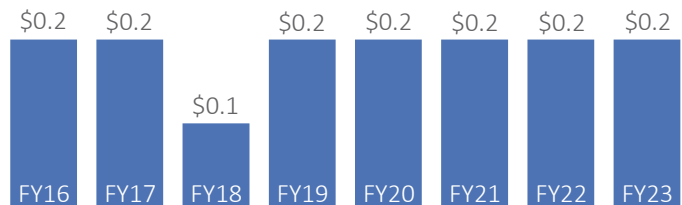
Top Defense Contractors

(M = millions)

Weeks Marine, Inc.	\$27.0 M
Phase Sensitive Innovations	\$22.6 M
Herman/JCG Co. JV	\$17.7 M
Caesar Rodney School District	\$11.1 M
Benaka, Inc.	\$8.6 M
Silver Lake Construction, LLC	\$7.6 M
Greenwich Aerogroup, Inc.	\$5.6 M
Agate Construction Company, Inc.	\$5.4 M
WL Gore & Associates, Inc.	\$4.6 M
Natives of Kodiak, Inc.	\$4.2 M

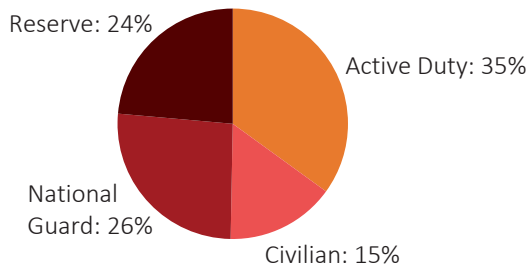
Contract Awards Performed

(By Fiscal Year, billions)



DEFENSE PERSONNEL

Allocations, By Type



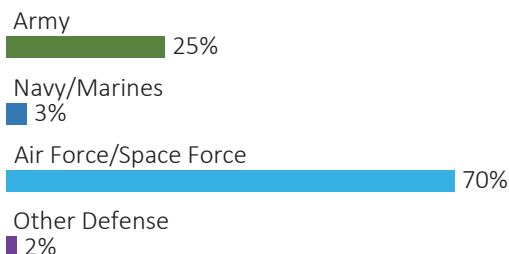
\$490.4 MILLION
TOTAL PAYROLL

9,719
TOTAL PERSONNEL

Top Defense Personnel Locations

County	Active Duty	Civilian	National Guard	Reserve	Total
Kent	3,330	993	132	1,495	5,950
New Castle	47	465	1,971	798	3,281
Sussex	ND	30	435	0	ND

Allocations, By Service





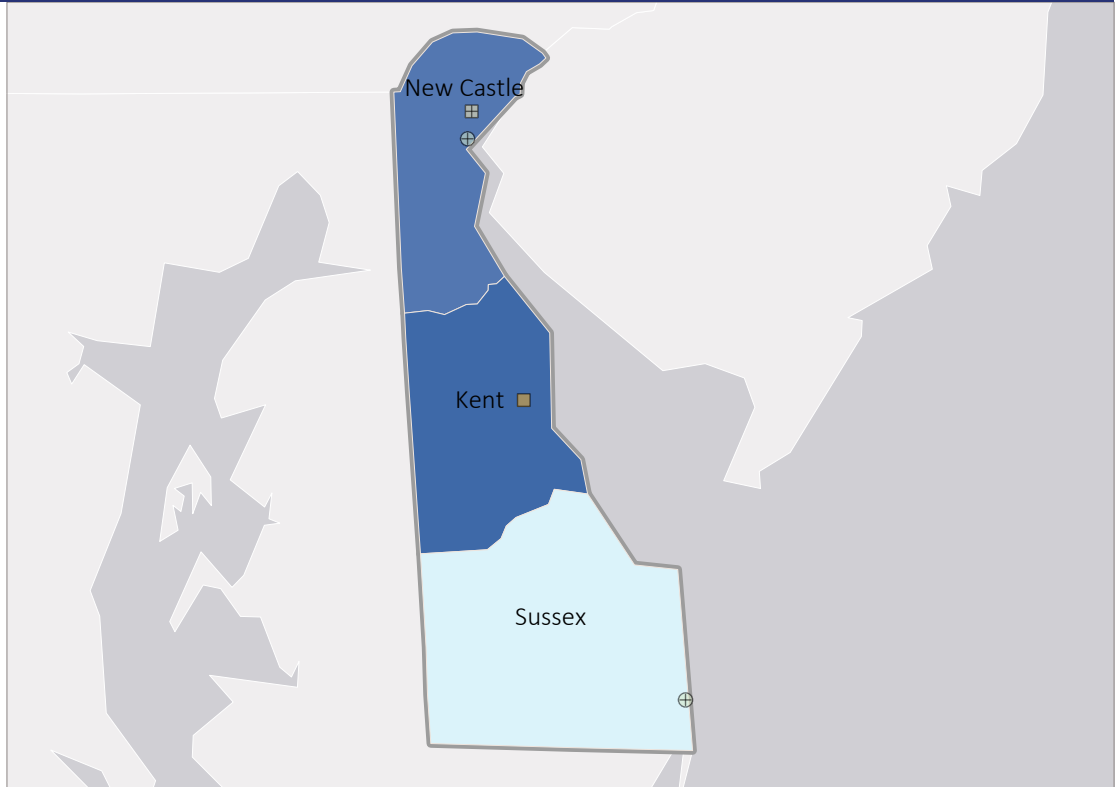
TOP DEFENSE CONTRACT SPENDING LOCATIONS

(M = millions)

Kent
\$91.7 M

New Castle
\$85.8 M

Sussex
\$39.6 M



TOP DEFENSE PERSONNEL SPENDING LOCATIONS

(M = millions)

Kent
\$350.8 M

New Castle
\$127.9 M

Sussex
\$10.0 M

