

ARIZONA

#8
\$17.0 B SPENT
IN STATE

#12
3.3% OF
STATE GDP

2.8%
OF TOTAL U.S.
DEFENSE SPENDING

\$2,285
PER
RESIDENT

#9
\$14.5 B CONTRACT
SPENDING

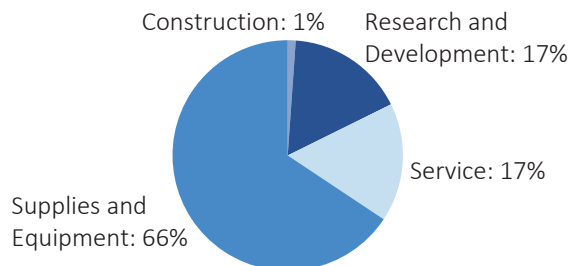
#21
\$142.9 M GRANT
SPENDING

#20
\$2.3 B PERSONNEL
SPENDING

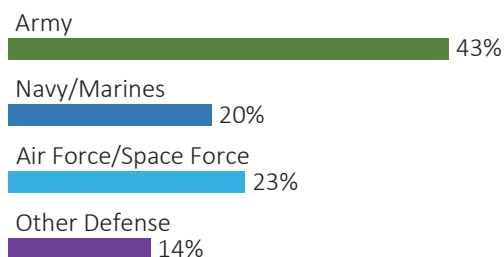
#19
40,952 NUMBER
OF PERSONNEL

DEFENSE CONTRACTS

By Type



By Service



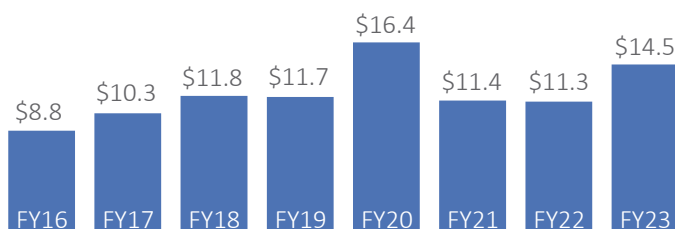
Top Defense Contractors

(M = millions, B = billions)

RTX Corporation	\$5.3 B
Boeing	\$2.8 B
Raytheon/Lockheed Martin Javelin JV	\$1.5 B
Northrop Grumman	\$1.2 B
Honeywell	\$870.5 M
General Dynamics	\$411.7 M
Iridium Communications, Inc.	\$114.3 M
Trax International	\$110.2 M
Nammo AS	\$105.0 M
Jacobs	\$100.5 M

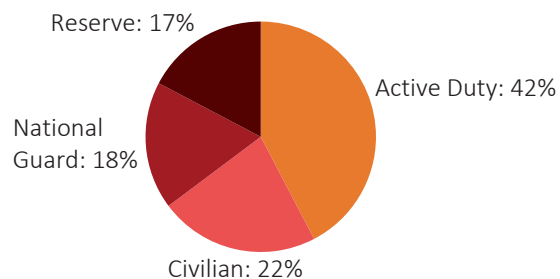
Contract Awards Performed

(By Fiscal Year, billions)



DEFENSE PERSONNEL

Allocations, By Type



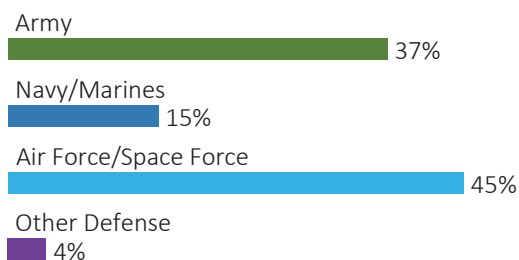
\$2.3 BILLION
TOTAL PAYROLL

40,952
TOTAL PERSONNEL

Top Defense Personnel Locations

County	Active Duty	Civilian	National Guard	Reserve	Total
Maricopa	4,886	2,384	3,570	4,877	15,717
Pima	5,950	2,742	2,446	1,572	12,710
Cochise	2,876	2,542	112	192	5,722
Yuma	3,237	1,300	42	33	4,612
Pinal	ND	134	523	410	ND
Coconino	17	38	323	ND	ND
Yavapai	17	ND	166	0	ND
Navajo	ND	ND	25	0	ND
Graham	0	0	25	0	25
Mohave	ND	ND	0	0	ND

Allocations, By Service





TOP DEFENSE CONTRACT SPENDING LOCATIONS

(M = millions, B = billions)

Pima
\$7.3 B

Maricopa
\$6.3 B

Cochise
\$608.5 M

Yuma
\$231.6 M

Coconino
\$21.7 M

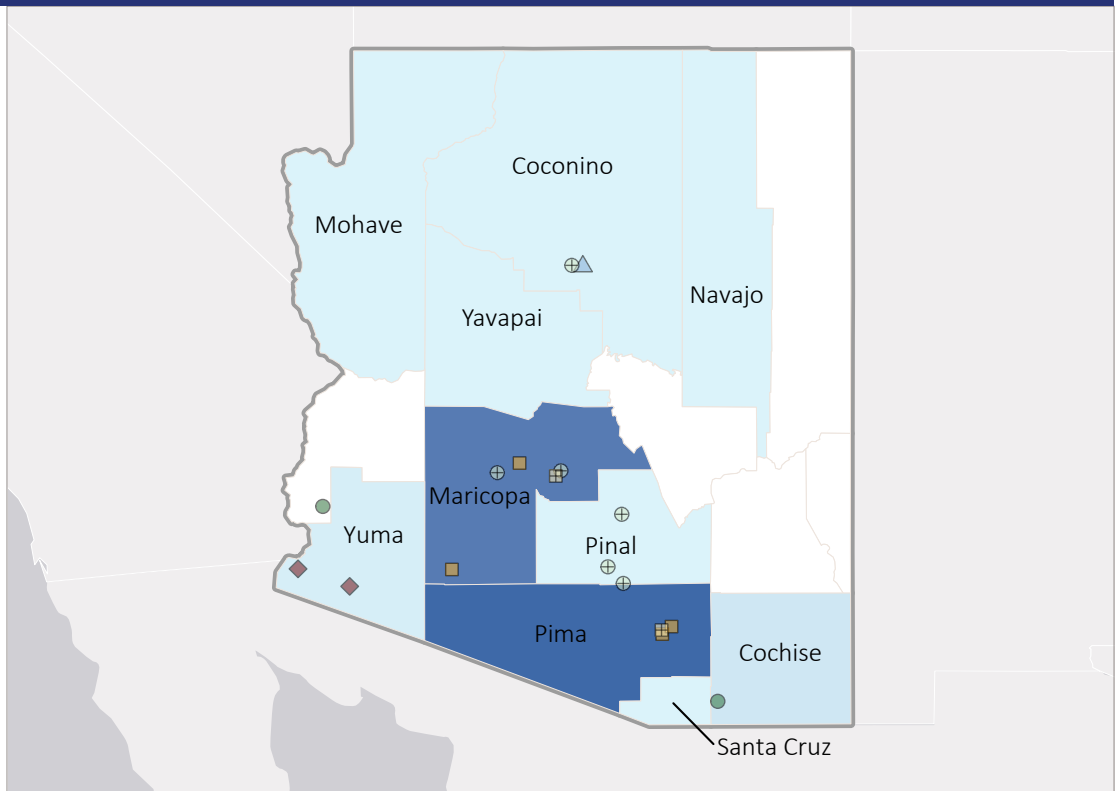
Pinal
\$12.1 M

Yavapai
\$6.8 M

Santa Cruz
\$3.4 M

Mohave
\$1.6 M

Navajo
\$1.5 M



TOP DEFENSE PERSONNEL SPENDING LOCATIONS

(K = thousands, M = millions)

Pima
\$789.3 M

Maricopa
\$769.7 M

Cochise
\$449.7 M

Yuma
\$262.9 M

Pinal
\$32.5 M

Coconino
\$12.2 M

Yavapai
\$5.5 M

Graham
\$1.0 M

Navajo
\$915.9 K

Mohave
\$688.5 K

