



U.S. Department of Defense
Office of Local Defense
Community Cooperation

Installation Innovation Forum

Office of Local Defense Community Cooperation Town Hall
October 29, 2024

Patrick J. O'Brien
Director



U.S. Department of Defense
Office of Local Defense
Community Cooperation

Mission – An Enabler

- **The Office of Local Defense Community Cooperation, in coordination with the other Federal Agencies, delivers a program of technical and financial assistance to enable states and communities to plan and carry out civilian responses to workforce, business, and community needs arising from Defense actions; cooperate with their military installations and leverage public and private capabilities to deliver public infrastructure and services to enhance the military mission, achieve facility and infrastructure savings as well as reduced operating costs; and, increase military, civilian, and industrial readiness and resiliency, and support military families.**

Independent Field Activity, Separate Appropriation

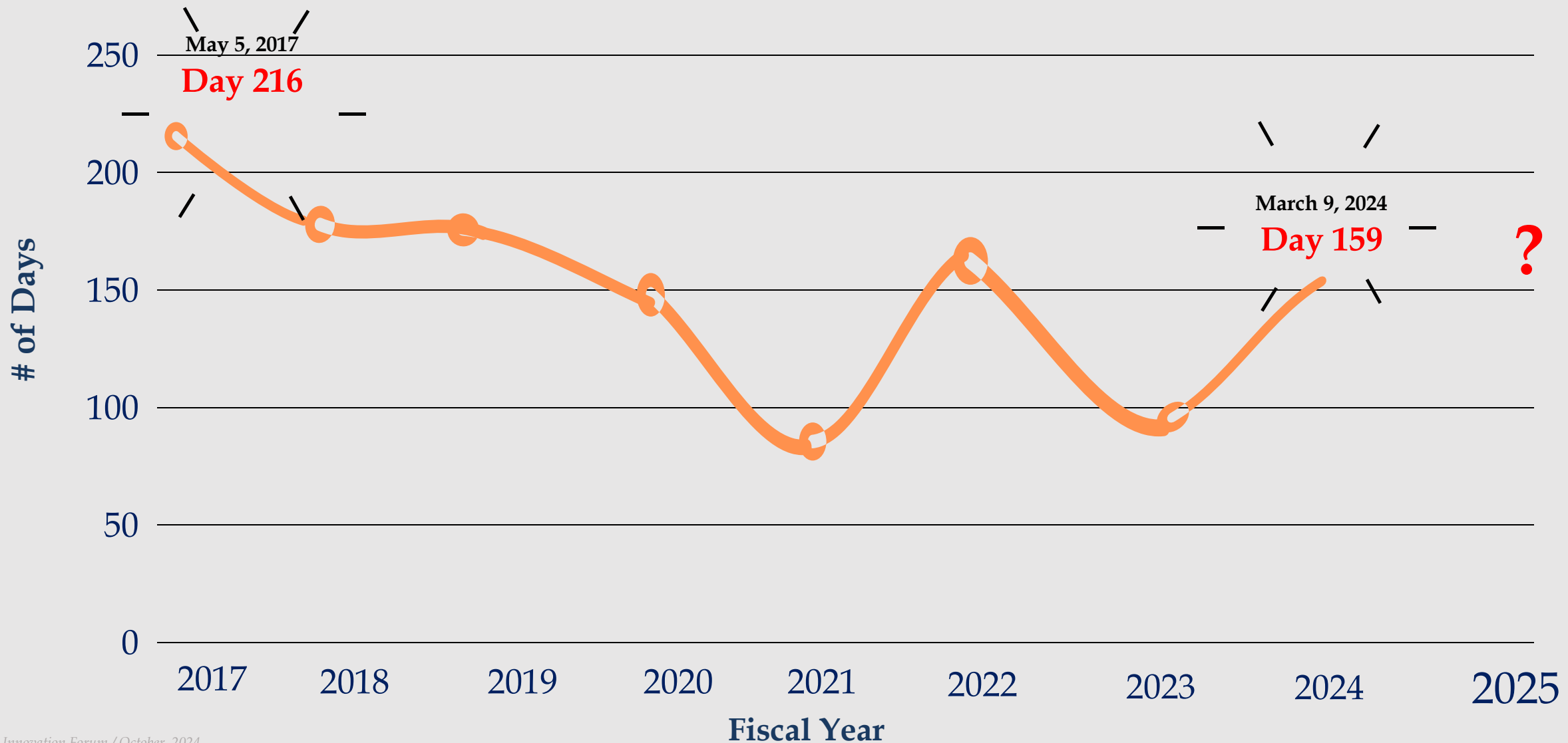
Honest Broker, Unique Line Functions, Unique Staff Experiences



U.S. Department of Defense
Office of Local Defense
Community Cooperation

APPROPRIATIONS ACT BECOMES LAW

(DAYS AFTER START OF FISCAL YEAR)

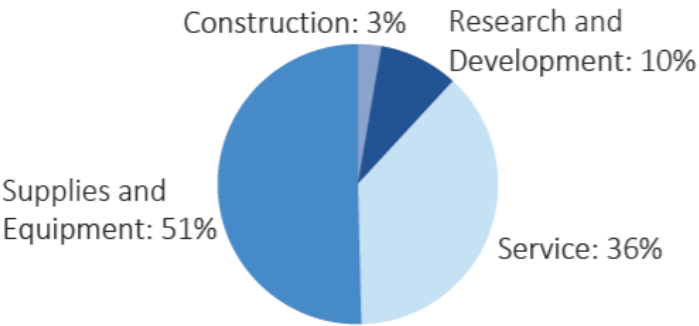




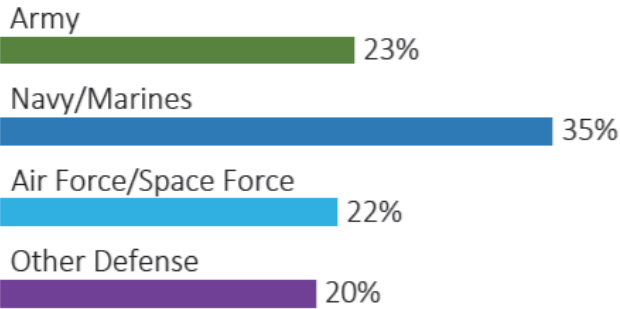
Fiscal Year 2023 Defense Spending by State Report Contract Spending

DEFENSE CONTRACTS

By Type



By Service



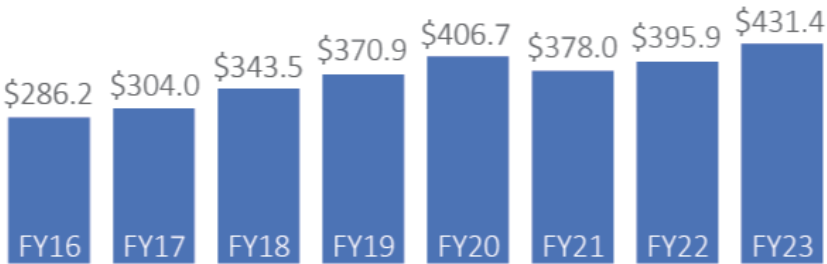
Top Defense Contractors

(B = billions)

Lockheed Martin	\$61.4
RTX Corporation	\$24.1
General Dynamics	\$22.9
Boeing	\$20.1
Northrop Grumman	\$16.3
Huntington Ingalls	\$10.5
Humana	\$7.8
L3Harris Technologies	\$7.5
BAE Systems	\$7.0
Cencora	\$4.4

Contract Awards Performed

(By Fiscal Year, billions)



Total: \$431.4B

Top 10 States by Contract Spending (billions)

Texas	\$58.7
Virginia	\$46.8
California	\$41.2
Connecticut	\$24.3
Florida	\$22.9
Maryland	\$18.3
Pennsylvania	\$18.2
Massachusetts	\$15.0
Arizona	\$14.5
New York	\$11.7

FY23 Report

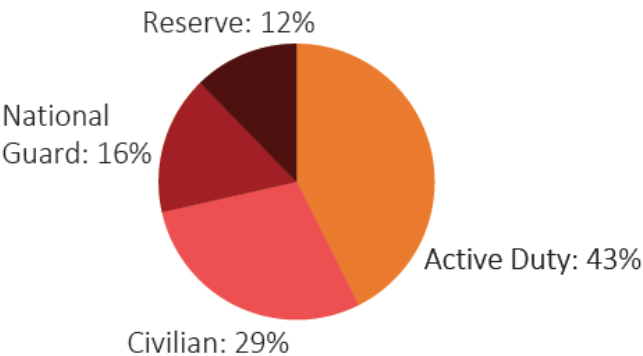




Fiscal Year 2023 Defense Spending by State Report Personnel Spending

DEFENSE PERSONNEL

Allocations, By Type



\$167.4 BILLION
TOTAL PAYROLL

2,576,557
TOTAL PERSONNEL

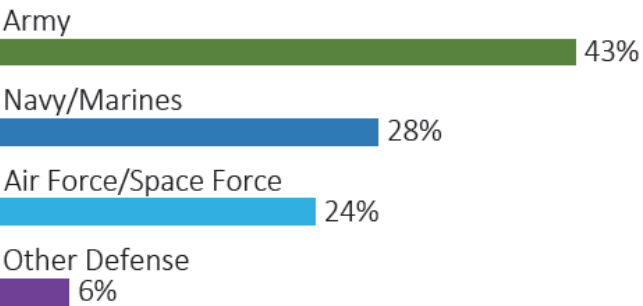
Top Defense Personnel Locations

County	Active Duty	Civilian	National Guard	Reserve	Total
San Diego, CA	80,352	23,316	990	7,987	112,645
Bexar, TX	32,746	22,968	2,812	9,168	67,694
Honolulu, HI	37,364	20,048	4,619	3,919	65,950
Norfolk City, VA	46,440	17,279	299	1,017	65,035
Cumberland, NC	44,285	10,229	600	2,143	57,257
El Paso, CO	29,850	9,236	1,005	4,728	44,819
Pierce, WA	29,129	6,786	2,977	4,999	43,891
Bell, TX	33,200	4,991	1,008	877	40,076
Onslow, NC	32,499	3,935	124	450	37,008
El Paso, TX	23,474	3,846	1,152	1,872	30,344

Top 10 States by Personnel Spending (billions)

Virginia	\$21.3
California	\$18.2
Texas	\$12.5
Florida	\$8.9
Maryland	\$8.7
North Carolina	\$7.8
Washington	\$7.7
Georgia	\$7.5
Hawaii	\$6.2
Colorado	\$4.0

Allocations, By Service



FY23 Report





Fiscal Year 2024 Activity

- Obligated a total of \$477M, matched by \$112M (\$589M total, 19% match)
 - ✓ 30 Installation Resilience Projects: \$22M Fed
 - ✓ 14 DCIP Projects: \$99.7M Fed
 - ✓ 9 PSMI Projects: \$331M
 - ✓ 7 Realignment Projects: \$8.2M
 - ✓ 12 Miscellaneous Projects: \$16M



Fiscal Year 2025 Congressional Update

National Defense Authorization Act

Senate Armed Services Committee Passed Bill

- Sec 2805 - Adds modernization authority
- Sec 2846 – Require update to PSMI assessment and priority list (2018 last time updated)
- Sec 2851 – Requires annual progress briefing on the Defense Community Infrastructure program for three years
- Sec 2856 – Adds Coast Guard eligibility to Defense Community Infrastructure Program

House Passed Bill

- Sec 2803 – Adds modernization authority
- Sec 2803 – Adds Coast Guard eligibility for military installation reviews grants

Defense Appropriations Act

President's Budget Request - \$180 for programs, to include \$50M for the Defense Community Infrastructure Program

House Passed Bill

- Funds at President's Budget Request

Senate Appropriations Passed Bill

- Adds \$60M to the Defense Community Infrastructure Program

Impact of a Continuing Resolution



Installation Resilience

- Seeking expanded definition of installation resilience – move past climate-related threats
- Planning and design for improvements to respond to vulnerabilities
- Demand signal is still not clear, likely underrepresented
- Need to have full “in” by installations and utility companies
- Nexus for “partnering” effort – IGSAs, etc.

Sign up for Updates





Defense Community Infrastructure Program

- Need to start writing proposals now
- Host several listening sessions for feedback on proposal requirements – for military as well
 - ✓ Process
 - ✓ Match
 - ✓ Military Value
 - ✓ Obstacles for submission
 - ✓ Ease of Process
- Expect 3rd party cost validation to be removed
- Revision to 12-month construction start date – demonstrate viability of project

Sign up for Updates





Modernization

- Seeking new authority to fund state and local modernization efforts that support the defense industrial base and/or our installations
- Targets of opportunity: shipyards, depots, legacy processes and facilities
- If industry and/or installation can recruit their military and civilian personnel/workforce needs – can states and communities help to retain them????
 - Workforce, hard and soft infrastructure (schools, housing, roads, health care), transportation
- Sentinel Program , Shipbuilding, Depots

Sign up for Updates





U.S. Department of Defense
Office of Local Defense
Community Cooperation

Community Noise Mitigation Program

- \$75 million program to reduce the impact of fixed wing military aviation noise on “covered” facilities near certain military installations
 - \$56.25 million - active military installations
 - \$18.75 million - reserve component installations
 - \$5 million - communities near military installations that have transitioned to a new type of aircraft after January 1, 2019
- Currently reviewing proposals – awards this winter
- Likely to compete any funds remaining in Spring 2025

Sign up for Updates





U.S. Department of Defense
Office of Local Defense
Community Cooperation

Questions



Installation Resilience

- Partner to look beyond the obvious - you truly don't know what you don't know
- Understand public infrastructure (transportation, utilities, cyber) and services (income-based housing, medical, education, child care) in context of installation and mission
- Metrics – think about who is being affected (entire community population)
- Tabletop exercise – gauge hard + soft infrastructure needs with stakeholders

Sign up for Updates





U.S. Department of Defense
Office of Local Defense
Community Cooperation

Public Schools on Military Installations

- No invites for schools in Fiscal Year 2024 due to lack of appropriations
- Actively working proposals from schools through #71 from the Secretary's priority list
- To date, program has received \$3.25B in funding from Congress
 - \$1.3B obligated across 34 schools
 - \$1.87B available allocated for 32 school proposals
 - Encouraging Net-Zero designs



Murray Middle School – Before & After
Naval Air Weapons Station China Lake, CA

Sign up for Updates





U.S. Department of Defense
Office of Local Defense
Community Cooperation

Defense Community Infrastructure Program

- Competitive program that addresses deficiencies in community infrastructure outside the fence line or on leased land that is supportive of a military installation, in order to:
 - enhance military value; support cadet training at covered educational facilities; installation resilience, and/or support military family quality of life
- \$100M for Fiscal Year 2024, 14 proposals invited
 - Between FY 2020 and FY 2023, awarded 65 projects representing \$300 million in Federal funding, \$251.7 in non-federal funding, and \$551.7 million in total project cost
- Eligibility: owned by a state or local government - Not-for-profit member-owned utility service eligible as sub-recipient
- Adhere to NEPA requirements
- Importance of Installation Commander's Letter of Support
- \$250K minimum and up to \$20M maximum project
- 30% non-federal match
 - rural location waiver if project location population is under 100K

Sign up for Updates

